

SINGER
46K10,K14

FORM K 500.
Nov., 1904.
Supersedes Forms K 467 and K 430.

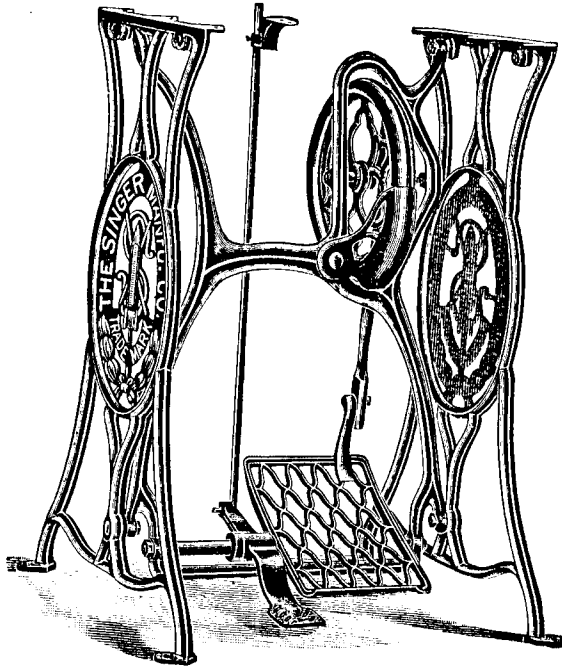
ILLUSTRATED
PRICE LIST OF PARTS
FOR
NOS. 46K10 TO 46K14
MACHINES.
(PRIX-SEAM.)



The Singer Manufacturing Co.

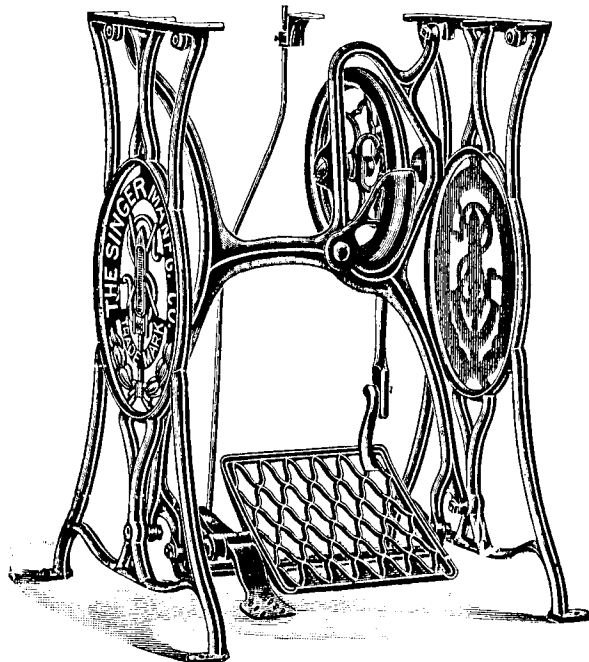
1904.

82837



STAND, with 10" Heavy Band Wheel, and fitted with Foot Lifter.

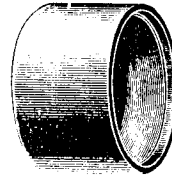
82844



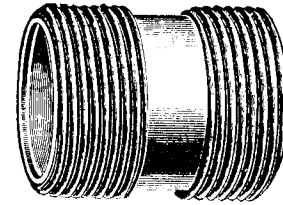
STAND, with 10" Heavy B.W., Ball-Bearing Crank Shaft, and fitted with Foot Lifter.

FULL SIZE.

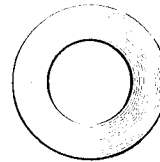
025353



025355



025306 025303



972



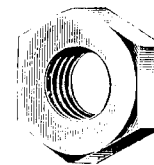
354



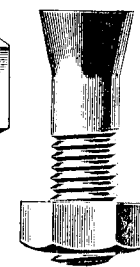
297



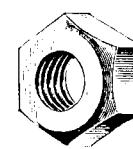
1507



506



1510



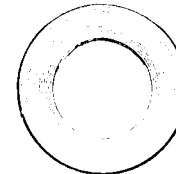
558



1570 025075



011742



07958



PLATE 368.

HALF SIZE.

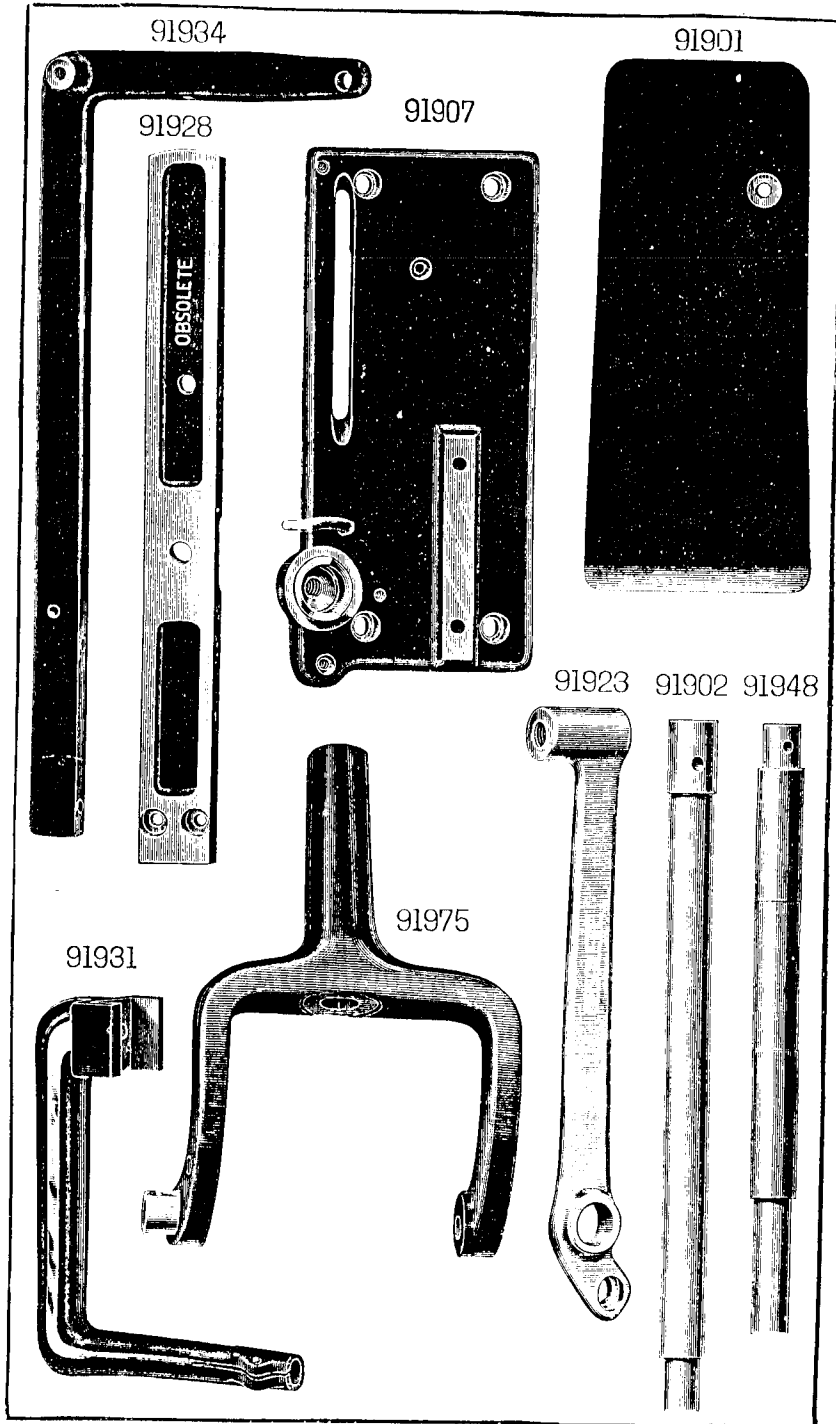

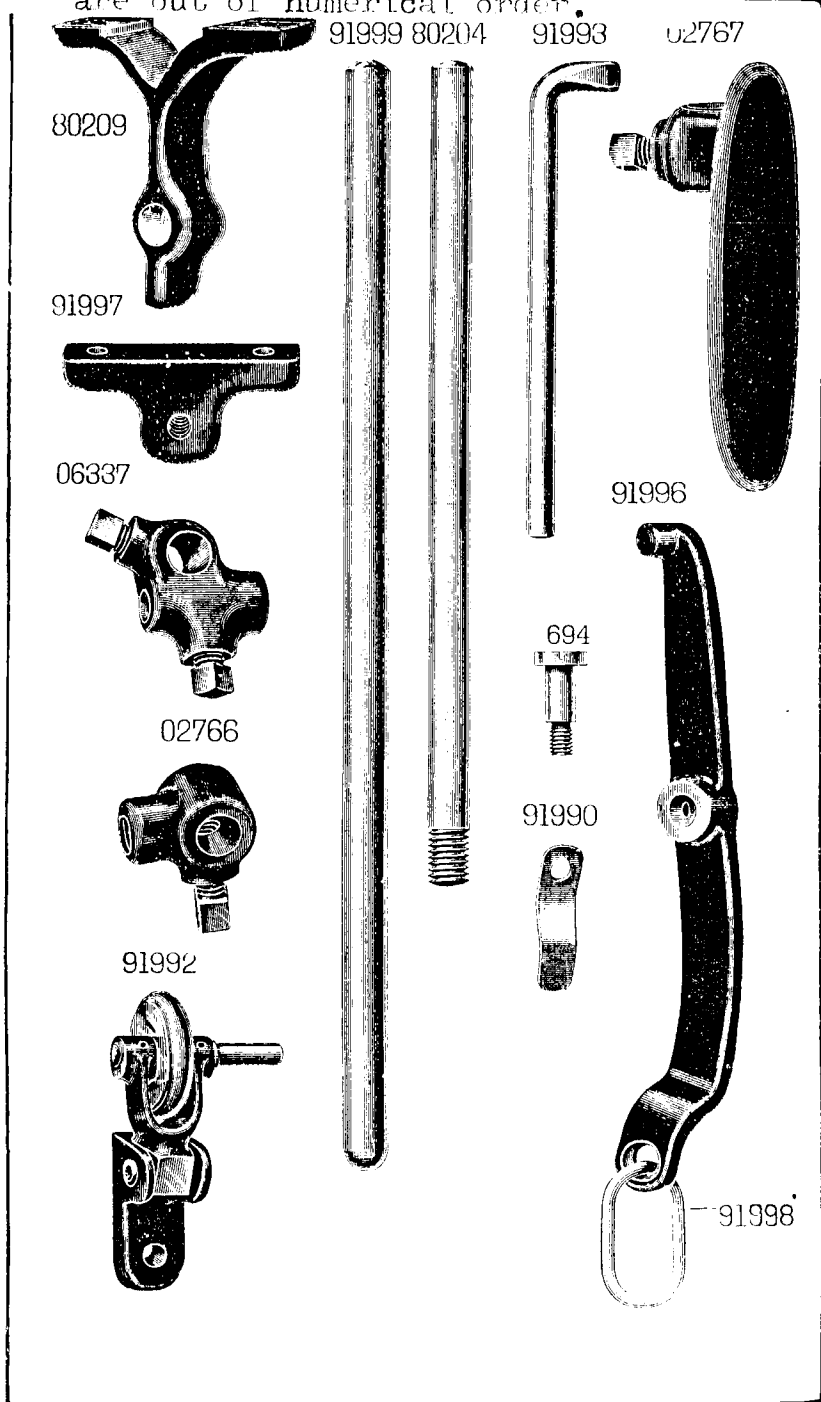


PLATE 369.

FULL SIZE.



Please note that Plate Nos 370 and 378 are out of numerical order.



FULL SIZE.

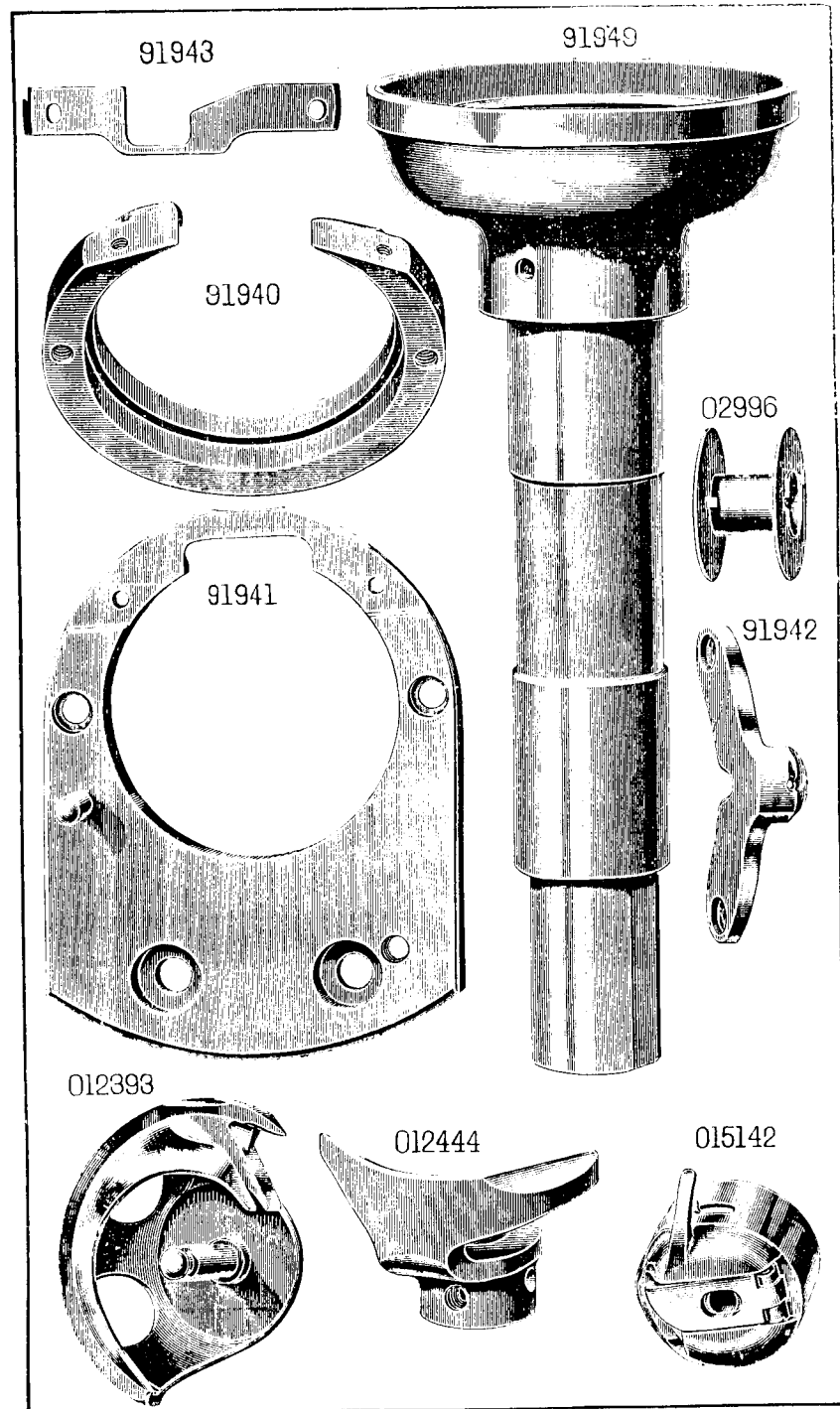


PLATE 372.

FULL SIZE.

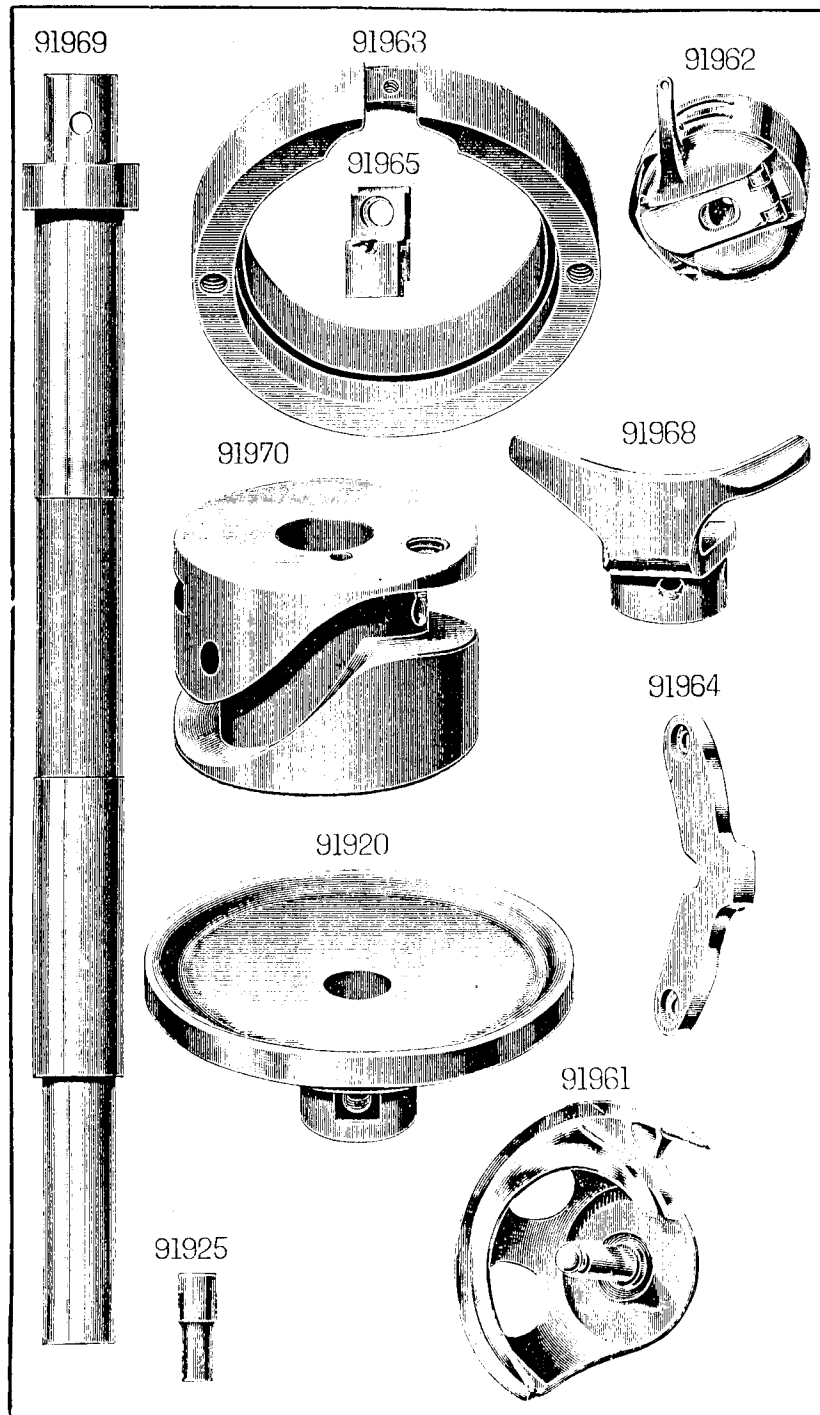


PLATE 373.

FULL SIZE.

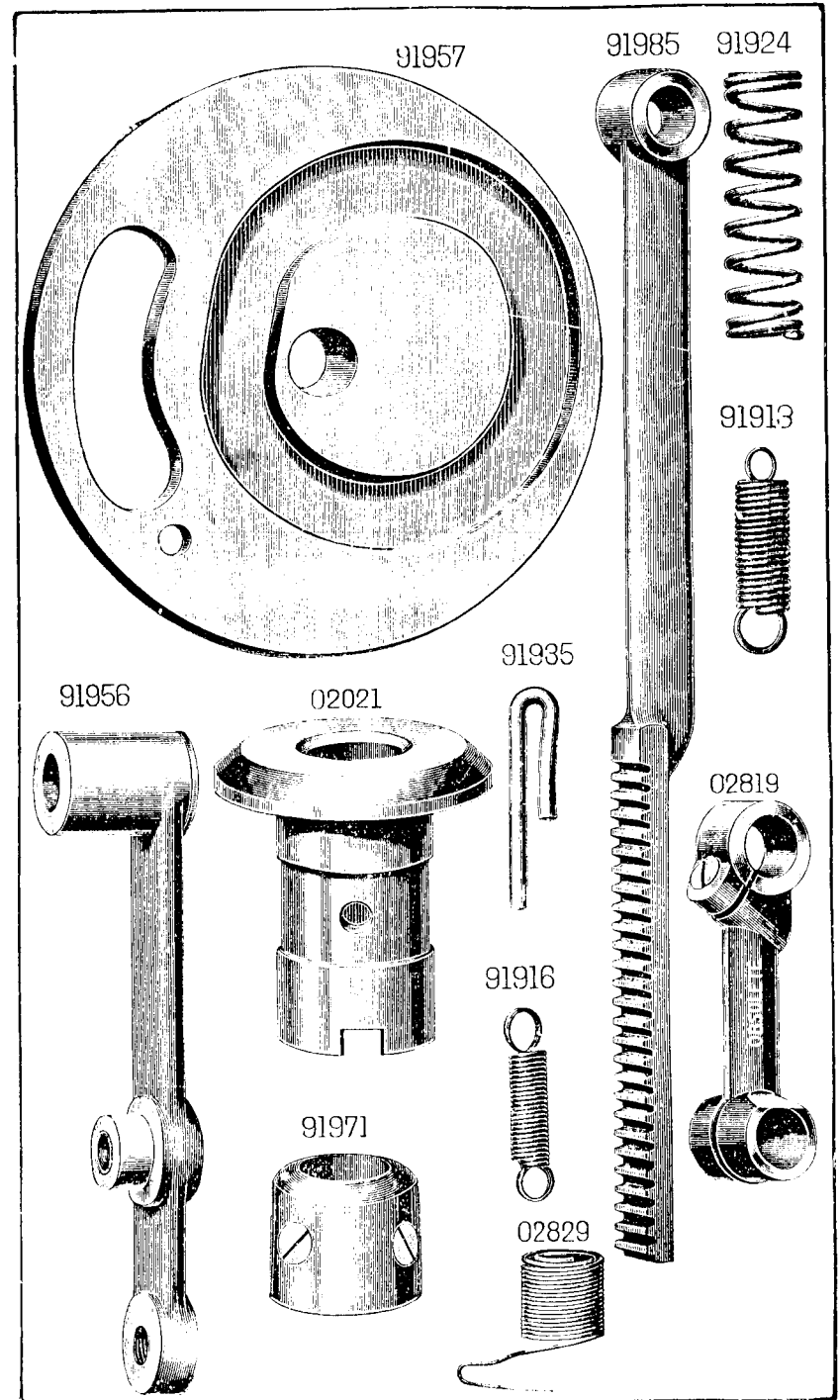


PLATE 374.

FULL SIZE.

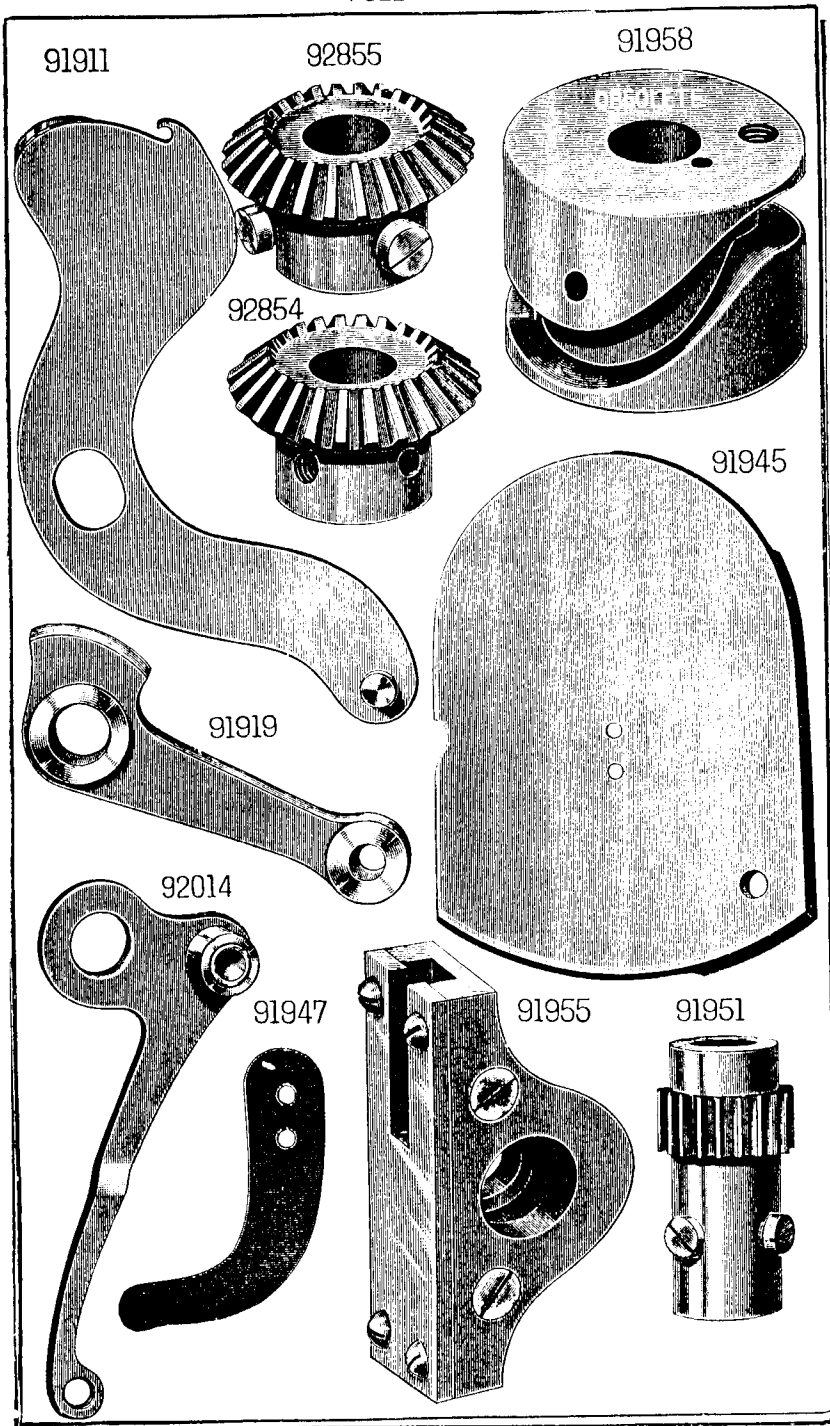


PLATE 375

FULL SIZE.




PLATE 376.

FULL SIZE.




PLATE 377.

FULL SIZE.

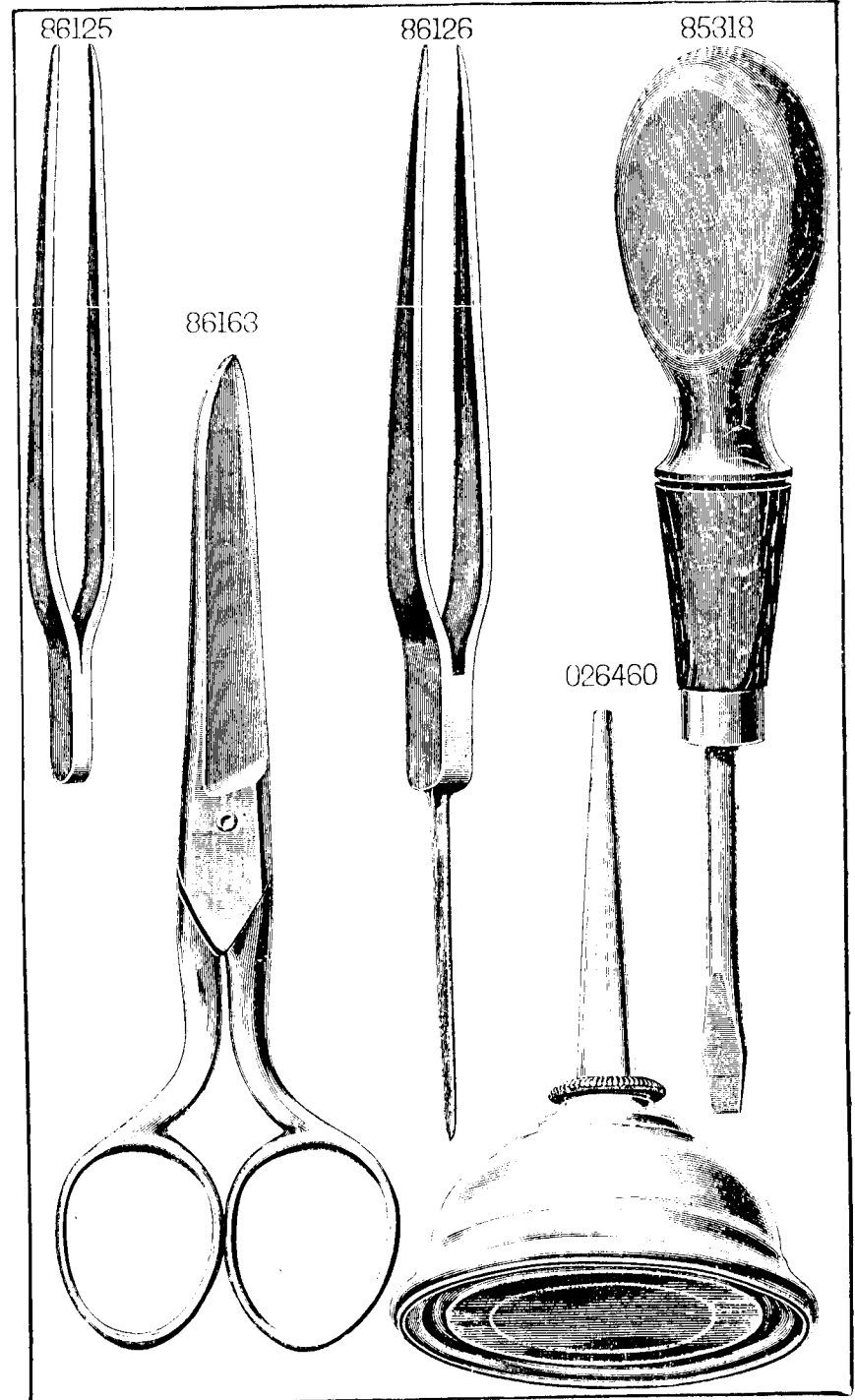


PLATE 370.

FULL SIZE.

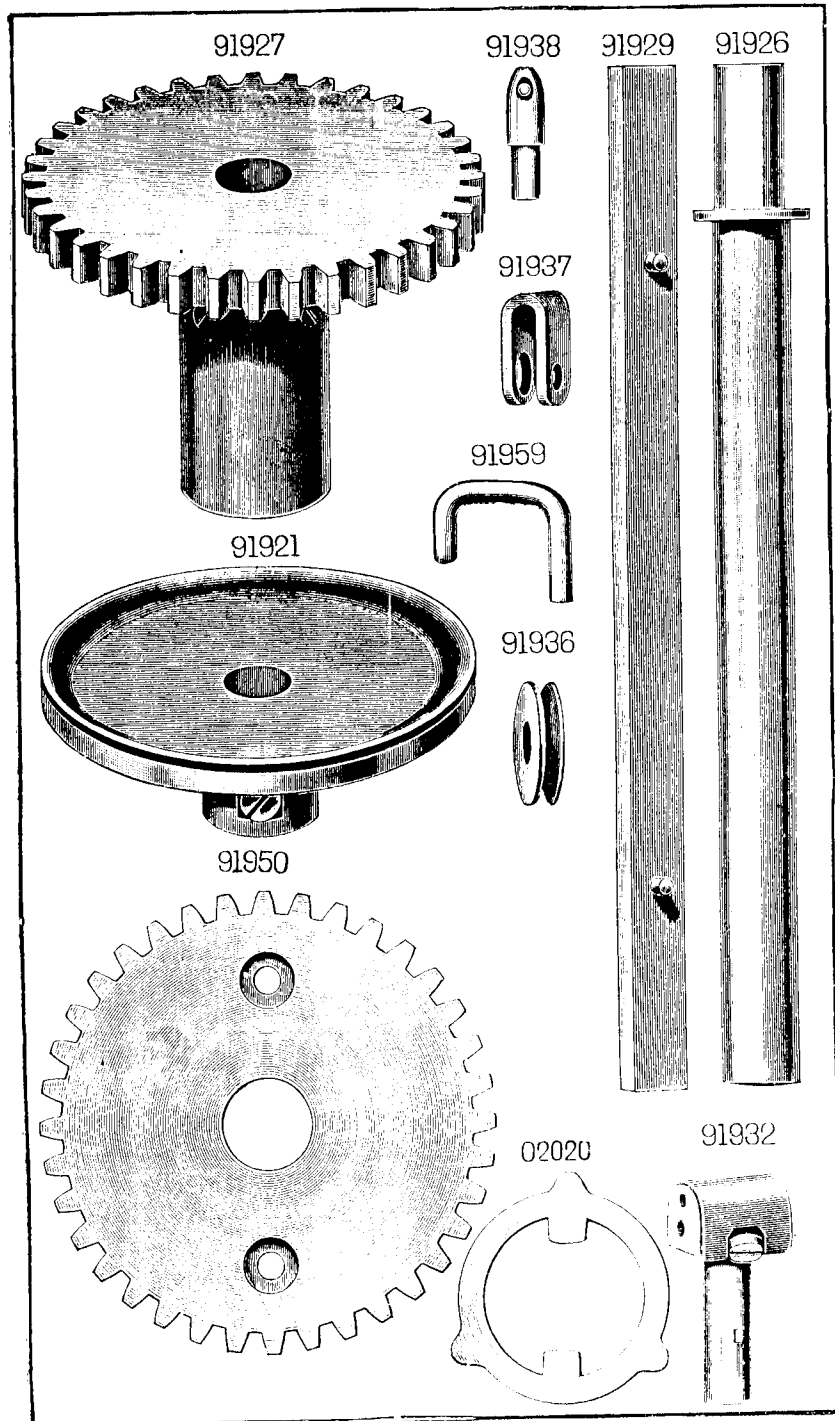


PLATE 379.

FULL SIZE.

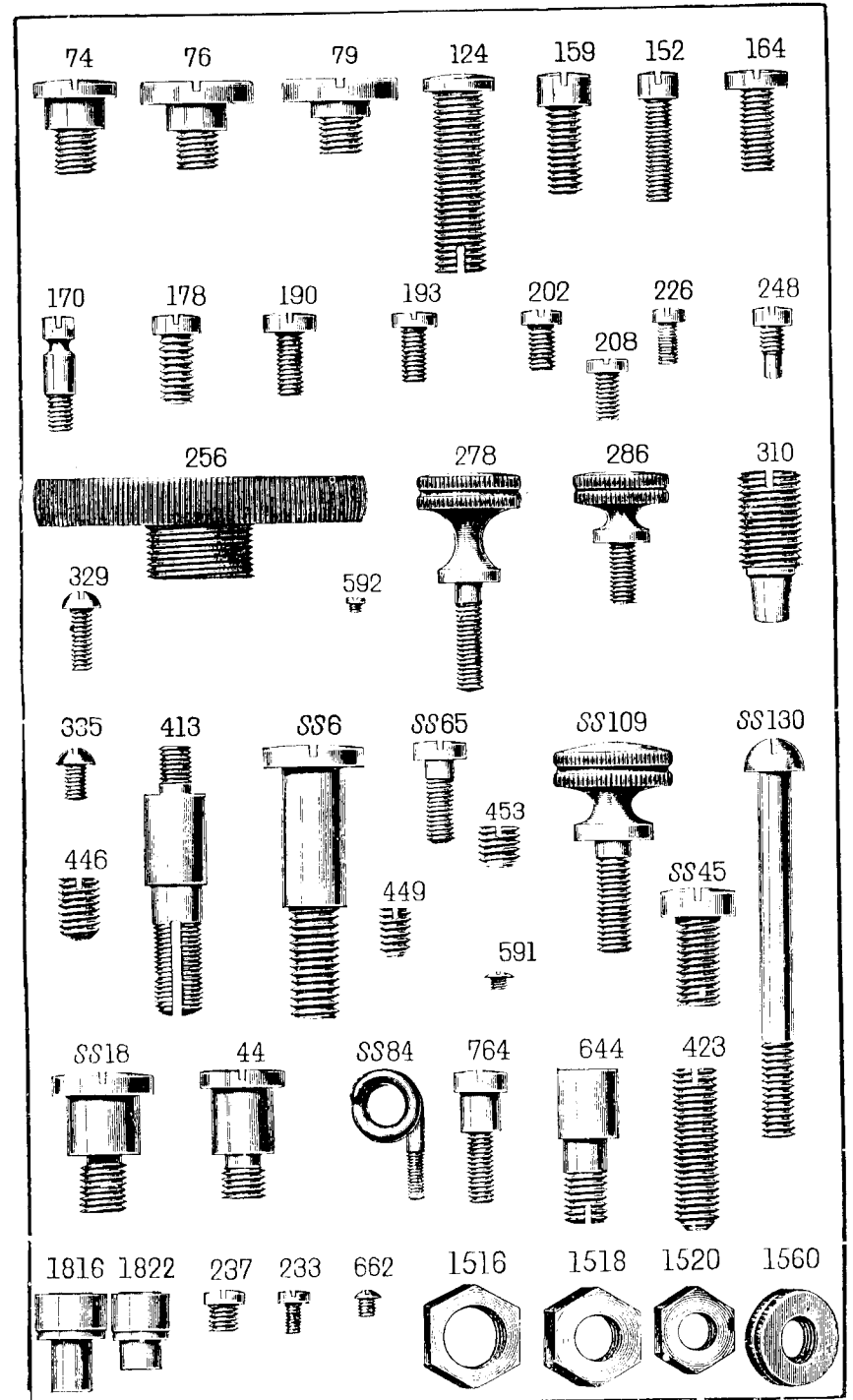


PLATE 380.

82827

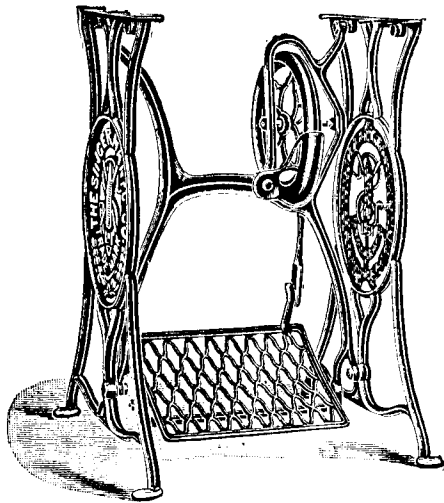
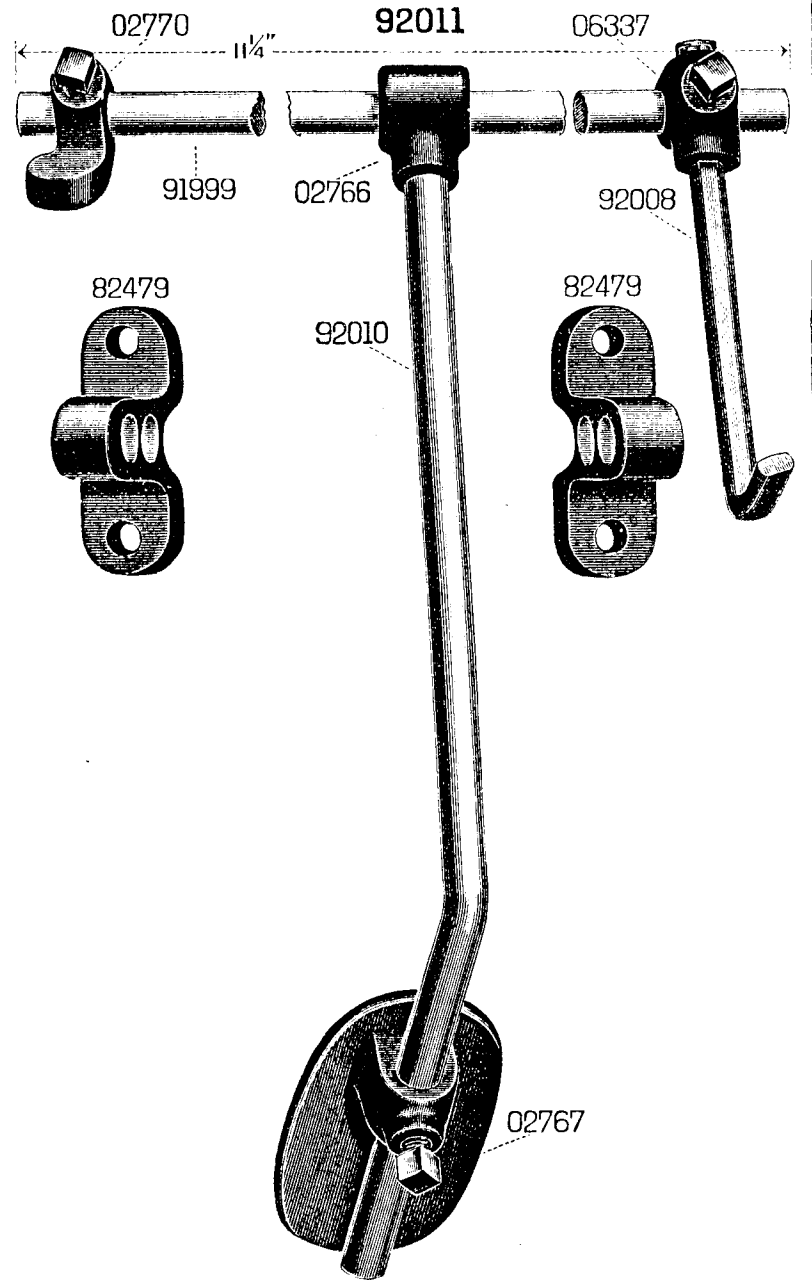


PLATE 753.
HALF SIZE.



ILLUSTRATED
PRICE LIST OF PARTS

FOR

Nos. 46 K 10 to 46 K 14 Machines.

(PRIX-SEAM.)

CONTENTS.

| | PAGES |
|--|----------|
| PARTS, Complete, for Nos. 46 K 10 and 46 K 11 Machines (obsolete) superseded by 46 K 13 and 46 K 14, - - - - - | 5 to 10 |
| " Special, to No. 46 K 12 Machine (obsolete), - - - - - | 10 |
| " Complete, for Nos. 46 K 13 and 46 K 14 Machines, - - - - - | 11 to 16 |
| ACCESSORIES, - - - - - | 16 |
| ROBBIN WINDER, - - - - - | 17 |
| KNEE LIFTER PARTS, - - - - - | 18 |
| STANDS, - - - - - | 19 to 22 |
| NUMERICAL LIST OF PARTS, - - - - - | 23 to 32 |

Needles Best Adapted

FOR THE

Nos. 46 K 10 to 46 K 14 MACHINES.

| MACHINES. | NEEDLES. | REMARKS. |
|--------------------|----------|----------|
| 46 K 10 to 46 K 14 | 46 43 | |

ILLUSTRATED PRICE LIST OF PARTS FOR Nos. 46K10 to 46K14 Machines. (PRIX-SEAM.)

In ordering from this List, use **ONLY** the **PART** number as it appears in the first column.

Each Number always indicates the **SAME PART** in whatever List it appears, or for whatever Machine.

The letters after some of the Numbers indicate the style of finish only, as follows:

- A. Hardened, Polished and Plated.
- B. Polished and Plated.
- C. Hardened only.
- D. Polished only.
- E. Soft, not Polished.

These letters **MUST BE USED** when they appear in the List, and **AFTER** the number, as in the List.

In this series

- 1 to 1500 are Screw Numbers.
- 1501 to 1800 are Nut "
- 1801 to 2000 are Roller "
- 02001 and upwards are Numbers of Machine Parts.

The prefix *SS* indicates Screws made only at Kilbowie.
 " " *NV* " Nuts made only at Kilbowie.
 " " *RR* " Rollers and Studs made only at Kilbowie.

An "0" prefixed to a Part indicates that it is common to Eport and Kilbowie Factories, but of Kilbowie manufacture.

Parts numbered from 80001 upwards are made only at Kilbowie.

The figures in the second column refer only to the plates illustrating the parts, and are **NOT TO BE USED** in ordering.

PARTS COMPLETE FOR Nos. 46 K 10 & 46 K 11 Machines.

WHEEL FEED, C.B. SHUTTLE, FOR GLOVE WORK (PRIX SEAM).
(OBSOLETE).

(Superseded by Nos. 46 K 13 and 46 K 14 Mchs.)

| No. | Plate. | Part | Old No. | Price. |
|---------|--------|---|-------------|--------|
| 91900 | — | Arm | 1 | — |
| SS 45E | 379 | " Screw (4) | — | 1 1/2 |
| 91901 | 368 | Arm Side Cover | 2 | — |
| 286B | 379 | " " " Thumb Screw | — | 5 |
| 91902 | 368 | Arm Shaft (Upright) | 3 | 2 6 |
| 92854 | 374 | " " Bevel Gear | 5/48 K | 1 0 |
| 92855 | 374 | " " " " 92854, with two 178C | 5A/ " | 1 3 |
| 178C | 379 | " " " " Set Screw | — | 1 1/2 |
| 91903 | — | " " Collar, with two 453C | 77/12 K | 3 |
| 453C | 379 | " " " Set Screw | — | 1 |
| 91904 | — | Balance Wheel (3 1/2" hub) | 8 | 4 6 |
| 91904B | — | " " (3 1/2" ") | 8A | 5 6 |
| 91804 | 369 | " " Handle | 16 1/16 K I | 2 |
| SS 130D | 379 | " " " Screw | — | 3 |
| 91905 | 369 | Balance Wheel Shaft | 5 | 1 6 |
| 92854 | 374 | " " " Bevel Gear | 5/48 K | 1 0 |
| 92855 | 374 | " " " " 92854, with two 178C | 5A/ " | 1 3 |
| 178C | 379 | " " " " Set Screw | — | 1 1/2 |
| 02049 | — | " " " " Pin | 50/15 K | 1/2 |
| 91906 | — | Bed | 7 | — |
| 02019 | — | Clamp Stop Motion, complete, Nos. 248A, 256D, 02020, and 015152 | 9A/15 K | 3 0 |
| 02019B | — | " " " " Nos. 248A, 256B, 02020, and 015152 | 9A/ " | 3 0 |
| 02021 | 373 | " " " Flanged Bushing | 9B/ " | 1 5 |
| 015152 | — | " " " " 02021, with two 462C | — | 1 5 |
| 462C | — | " " " " Set Screw | — | 1 |
| 80270 | — | " " " " Pin | 9C/15 K | 1/2 |

| No. | Plate. | | Old No. | Price |
|--------|--------|--|----------|-------|
| 015100 | — | Shuttle, 1½" diam. (02515), with 02996 and 015142 | — | 6 3 |
| 02515 | — | " Body | — | 3 0 |
| 02996 | 371 | " Bobbin | — | 2½ |
| 015142 | 371 | " " Case, complete, Nos. 591, 592E, 02523, 02975, 015027, 015098, and 015141 | — | 3 0 |
| 015141 | — | " " " Hinge, complete, Nos. 02973, 02974, and 015140 | — | 1 0 |
| 015140 | — | " " " Latch | — | 5 |
| 02973 | — | " " " " Lever | — | 5 |
| 02974 | — | " " " " Fulcrum Pin per 100 | — | 5 |
| 02975 | — | " " " " Spring | — | 1 |
| 592E | 379 | " " " " Stop Screw | — | 1 |
| 015027 | — | " " " " Position Finger | — | 2½ |
| 02523 | — | " " " " Rivet per 100 | — | 1 0 |
| 015098 | — | " Tension Spring | — | 5 |
| 591 | 379 | " " Regulating Screw | — | 1 |
| 91940 | 371 | Shuttle Race Body | 42A | 7 0 |
| 91941 | 371 | " " Cap, with 91946 | 44 | 2 6 |
| 91941B | 371 | " " " " 91946B | 41 | 2 6 |
| 211B | — | " " " " Screw | — | 1 |
| 211D | — | " " " " " " | — | 1 |
| 164B | 379 | " " " " Binding Screw | — | 2 |
| 164D | 379 | " " " " " " | — | 2 |
| 91942 | 371 | " " " " Throat Plate | 45 | 2 6 |
| 91942B | 371 | " " " " " " | 45 | 2 6 |
| 233B | 379 | " " " " " " Screw | — | 1 |
| 233D | 379 | " " " " " " " " | — | 1 |
| 91943 | 371 | " " " " Loop Spreader | 43 | 9 |
| 662D | 379 | " " " " " " Screw | — | 1 |
| 91944 | — | Shuttle Race, complete, Nos. 91940 to 91943, two each 211B, 233D, and 662D | 42 | 13 0 |
| 91944B | — | Shuttle Race, complete, Nos. 91940, 91941B, 91942B, 91943, two each 211B, 233B, & 662D | 42 | 13 0 |
| 02542A | — | Shuttle Driver | — | 3 0 |
| 02441 | — | " " 02542A, with two 462C | 71½/15 K | 3 0 |
| 462C | — | " " Set Screw | — | 1 |
| 02049 | — | " " Pin | 50½/15 K | ½ |
| 91945 | 374 | Shuttle Cover | 46 | 2 0 |
| 91945B | 374 | " " " | 46 | 2 0 |
| 92002 | — | " " 91945, with 91947 and two 662C | — | 2 8 |
| 92002B | — | " " 91945B, with 91947 and two 662C | — | 2 8 |
| 278B | 379 | " " Thumb Screw | — | 5 |
| 278D | 379 | " " " " " " | — | 5 |
| 91946 | — | " " Stop Pin | 47 | 2 |
| 91946B | — | " " " " " " | 47 | 2 |
| 91947 | 374 | " " Thread Retainer | 48 | 6 |
| 662C | 379 | " " " " Screw | — | 1 |

| No. | Plate. | | Old No. | Price. |
|--------|--------|---|----------|--------|
| 91948 | 368 | Shuttle Shaft | 49 | 2 0 |
| 91949 | 371 | " " and Feeding Disc Support | 50 | 10 0 |
| 91949B | 371 | " " " " " " " " | 50 | 10 0 |
| 91950 | 370 | " " Feed Roll Gear | 51 | 2 0 |
| 190D | 379 | " " " " " " Screw (2) | — | 1½ |
| 91951 | 374 | Shuttle Pinion, with two 237C | 52 | 3 0 |
| 237C | 379 | " " Set Screw | — | 1 |
| 91952 | — | " " Case Side (Right) | — | — |
| 91953 | — | " " " " (Left) | — | 2 |
| 145D | — | " " " " Screw | — | 6 |
| 91954 | — | " " " " Cap | 54 | 6 |
| 329D | 379 | " " " " Screw | — | 1 |
| 91955 | 374 | " " " " complete, Nos. 91952 to 91954, two 145D and four 329D | 53 | 4 6 |
| 91985 | 373 | Shuttle Pinion "Rack" Gear | 55 | 3 6 |
| 44D | 379 | " " " " Hinge Screw | — | 5 |
| 91956 | 373 | Shuttle Lever, with 1816 | 56 | 2 6 |
| 886D | 379 | " " Hinge Screw | — | 1 |
| 1816 | 379 | " " Roller and Stud | — | 10 |
| 91957 | 373 | Shuttle Lever Cam | 57 | 5 0 |
| 152C | 379 | " " " " Set Screw | — | 1½ |
| 09874 | — | Spool Pin | — | 3½ |
| 09875 | — | " " Bracket | — | 1 |
| 09598 | 369 | " " " 09875, with 09874 | — | 7½ |
| — | — | " " " Wood Screw (2), ½", No. 10 per doz. | — | — |
| 413 | 379 | Tension Screw Stud | — | 5 |
| 1560B | 379 | " " " " Regulating Thumb Nut | — | 2 |
| 1560D | 379 | " " " " " " " " | — | 2 |
| 170B | 379 | " " " " Screwed Thread Pin | — | 2 |
| 170D | 379 | " " " " " " " " | — | 2 |
| 02102 | 369 | Tension Disc | 88½/15 K | 2½ |
| 02103 | 369 | " Spring | 89½ | 1½ |
| 84113 | — | " Washer (Leather) | 154 C.F. | ½ |
| 91958 | 374 | Thread Take-up Cam, with 448C | 59 | 4 0 |
| 02117 | — | " " " Pin | — | ½ |
| 448C | — | " " " Set Screw | — | 1½ |
| 80125 | 374 | Thread Take-up Lever, with 1822 | 90½/15 K | 2 0 |
| 80125B | 374 | " " " " " " | 90½ | 2 0 |
| 1822 | 379 | " " " " Roller and Stud | — | 10 |
| 79C | 379 | " " " " Hinge Screw | — | 3 |

| No. | Plate. | | Old No. | Price. |
|--------|--------|-----------------------------|----------|--------|
| 02820 | 373 | Thread Take-up Spring | -- | 1½ |
| 90661 | 369 | " " " Regulator | 95c/15 K | 2 |
| 233D | 379 | " " " " Screw | -- | 1 |
| 91950 | 370 | " " " " Staple | 58 | 1 |
| 91959B | 370 | " " " " " | 58 | 1 |
| 08903 | — | Wrench for 1519 | 99/16 K | 4 |
| 04347 | — | " for 1513 | 100s/ " | 7½ |

PARTS SPECIAL to No. 46 K 12 MACHINE.

WHEEL FEED, C.B. SHUTTLE REVERSED FOR COARSE LINEN THREAD,
FOR GLOVE WORK (PRIX SEAM).

(OBSOLETE.)

| No. | Plate. | | Old No. | Price. |
|-------|--------|--|---------|--------|
| 91960 | — | Shuttle (Solid), 1½" diam., 91961, with 02996 and 91962 | 101 | 7 0 |
| 91961 | 372 | " Body | 102 | 3 6 |
| 04820 | — | " Bobbin Case Position Finger | -- | 5 |
| 91962 | 372 | " " " complete, Nos. 591, 592E, 02523, 02975, 04820, 015098, & 015141 | 103 | 3 6 |
| 91963 | 372 | Shuttle Race Body | 105 | 7 0 |
| 91964 | 372 | " " Cap Throat Plate | 106 | 2 6 |
| 91965 | 372 | " " Needle Plate | 107 | 1 6 |
| 233B | 379 | " " " " Screw | -- | 1 |
| 91966 | — | Shuttle Race, complete, Nos. 91941B, 91943, 91963 to 91965, two each 211B, 622D and three 233B | 104 | 14 6 |
| 91967 | — | Shuttle Driver | -- | 2 6 |
| 91968 | 372 | " " 91967, with two 462c | 108 | 2 6 |
| 91969 | 372 | Shuttle Shaft | 109 | 2 0 |
| 91970 | 372 | Thread Take-up Cam, with 448c | 110 | 4 0 |

PARTS COMPLETE

FOR

Nos. 46 K 13 & 46 K 14 Machines.

WHEEL FEED, C.B. SHUTTLE, NEEDLE-BAR CAM-MOTION,
FOR GLOVE WORK (PRIX SEAM).

| No. | Plate. | | Old No. | Price. |
|---------|--------|--|---------|--------|
| 91900 | — | Arm | 1 | — |
| SS 15E | 379 | " Screw (4) | -- | 1½ |
| 91901 | 368 | Arm Side Cover | 2 | — |
| 286D | 379 | " " " Thumb Screw | -- | 5 |
| 91902 | 368 | Arm Shaft (Upright) | 3 | 2 6 |
| 92854 | 374 | " " Bevel Gear | 5/18 K | 1 0 |
| 92855 | 374 | " " " " 92854, with two 178c | 5A/ " | 1 3 |
| 178c | 379 | " " " " Set Screw | -- | 1½ |
| 91971 | 373 | " " Collar, with two 453c | 62 | 3 |
| 453c | 379 | " " " " Set Screw | -- | 1 |
| 91972 | — | Balance Wheel (3¼" hub) | 8c | 4 6 |
| 91972B | — | " " (3¼" ") | 8c | 5 0 |
| 91804 | 369 | " " Handle | 16/16 K | 2 |
| SS 130D | 379 | " " " Screw | -- | 3 |
| 1528E | — | " " " " Nut | -- | 1½ |
| 91905 | 369 | Balance Wheel Shaft | 5 | 1 6 |
| 92854 | 374 | " " " Bevel Gear | 5/18 K | 1 0 |
| 92855 | 374 | " " " " " 92854, with two 178c | 5A/ " | 1 3 |
| 178c | 379 | " " " " " Set Screw | -- | 1½ |
| 02040 | — | " " " " " Pin | 50/15 K | ½ |
| 91906 | — | Bed | 7 | — |
| 02019 | — | Clamp Stop Motion, complete, Nos. 248A, 256D, 02020, and 015152 | 9A/15 K | 3 0 |
| 02019B | — | " " " " " Nos. 248A, 256B, 02020, and 015152 | 9A/ " | 3 0 |
| 02021 | 373 | " " " Flanged Bushing | 9B/ " | 1 5 |
| 015152 | — | " " " " " 02021, with two 462c | -- | 1 5 |
| 462c | — | " " " " " Set Screw | -- | 1 |
| 80270 | — | " " " " " Pin | 9c/15 K | ½ |

| No. | Plate. | | Old No. | Price. |
|--------|--------|--|------------|--------|
| 256B | 379 | Clamp Stop Motion Clamp Screw | --- | 1 3 |
| 256D | 379 | " " " " " " | --- | 1 3 |
| 248A | 379 | " " " " Stop Screw | --- | 1 |
| 0202D | 370 | " " " " Washer | 9b 15 K | 2½ |
| 91907 | 368 | Face Plate | 9 | 3 0 |
| 159B | 379 | " " Screw (4) | --- | 1½ |
| 159D | 379 | " " " (4) | --- | 1½ |
| SS 84B | 379 | " " Thread Guide (Screwed) | --- | 3 |
| SS 84D | 379 | " " " " " " | --- | 3 |
| 91908 | --- | Face Plate, complete, Nos. 170b, 233b, 413, SS 84D, 1560b, 02103, 02829, 84113, 90661, 91907, 91959, and two 02102 | --- | 5 0 |
| 91908B | --- | Face Plate, complete, Nos. 170b, 233b, 413, SS 84B, 1560b, 02103, 02829, 84113, 90661, 91907, 91959b, and two 02102 | --- | 5 0 |
| 91973 | 376 | Feed Cam, with 449c | 10A | 2 6 |
| 449c | 379 | " " Set Screw | --- | 1 |
| 91910 | 369 | Feed Friction Wheel, with two 454c | 13 | 3 6 |
| 454c | --- | " " " Set Screw | --- | 1 |
| 91911 | 374 | " " " Driver, with 91912, two each 80095 and 80096 | 14 | 2 0 |
| 80095 | --- | " " " Collar | SAF/EK W F | 2 |
| 80096 | --- | " " " Rivet | SB .. | ½ |
| 76D | 379 | " " " Hinge Screw | --- | 3 |
| 91912 | --- | " " " Pin | 15 | 4 |
| 91913 | 373 | " " " Spring | 16 | 2 |
| 170B | 379 | " " " Screw Stud | --- | 2 |
| 170D | 379 | " " " " " " | --- | 2 |
| 91914 | 369 | " " " Retaining Clutch, with 91915 | 17 | 1 3 |
| 91915 | 369 | " " " " Spring Staple | 18 | 1 |
| 91916 | 373 | " " " " Spring | 19 | 2 |
| 193c | 379 | " " " " Screw | --- | 1½ |
| 91917 | 369 | " " " " Stud | 20 | 6 |
| 91974 | 376 | Feed Fulcrum Lever | 11A | 2 6 |
| SS 18D | 379 | " " " Hinge Screw | --- | 3 |
| 91919 | 374 | Feed Regulator | 12 | 2 0 |
| 74D | 379 | " " " Hinge Screw | --- | 4 |
| 283B | --- | " " " Thumb Screw | --- | 5 |
| 283D | --- | " " " " " " | --- | 5 |
| 91920 | 372 | Feed Roll (Plain), with 454c | 21 | 6 0 |
| 91921 | 370 | " " (Grooved), with 454c | 21A | 7 0 |
| 454c | --- | " " Set Screw | --- | 1 |
| 91975 | 368 | " " Rocking Frame | 25A | 7 0 |
| 310c | 379 | " " " Screw Centre | --- | 4 |
| 1516E | 379 | " " " " Nut | --- | 2½ |

| No. | Plate. | | Old No. | Price. |
|--------|--------|--|-----------|--------|
| 91976 | 376 | Feed Roll Rocking Frame Lever (for Bed) | 26A | 1 6 |
| 91976B | 376 | " " " " " " " " " " " " | 26A | 1 6 |
| 164D | 379 | " " " " " " " " " " " Screw | --- | 2 |
| 91924 | 373 | " " " " " " " " " " " Spring | 27 | 2 |
| 124c | 379 | " " " " " " " " " " " Adjusting Screw | --- | 4 |
| 1518B | 379 | " " " " " " " " " " " Nut | --- | 2 |
| 91925 | 372 | " " " " " " " " " " " Pin | 28 | 2 |
| 91926 | 370 | " " " Shaft | 21 | 2 0 |
| 91927 | 370 | " " " " Gear, with two 449c | 25 | 2 6 |
| 449c | 379 | " " " " " " Set Screw | --- | 1 |
| 91977 | 376 | Needle Bar | 29A | 2 6 |
| 91929 | 390 | " " " Gib, with two 91930 | 30 | 1 0 |
| 91930 | --- | " " " " Position Pin | 31 | 2 |
| 423c | 379 | " " " " Adjusting Screw | --- | 2½ |
| 1520B | 379 | " " " " " " Nut | --- | 1½ |
| 91978 | 376 | Needle Bar Cam | 63 | 2 6 |
| SS 44c | --- | " " " " Binding Screw (2) | --- | 1 |
| 91931 | 368 | Needle Bar Overhanging Needle Arm, with 193D | 32 | 3 0 |
| 193D | 379 | " " " " " " Clamp Screw | --- | 1½ |
| SS 65D | 379 | " " " " " " " Screw | --- | 1 |
| 91932 | 370 | " " " " " " Clamp, with 208D & 91933 | 33 | 2 0 |
| 91932B | 370 | " " " " " " " " 208D & 91933 | 33 | 2 0 |
| 91933 | --- | " " " " " " Position Pin | 34 | 2 |
| 208D | 379 | " " " " " " " Screw | --- | 1 |
| 91934 | 368 | Overhanging Arm (Stationary) | 38 | 2 6 |
| SS 65D | 379 | " " " " " " Screw (2) | --- | 1 |
| 91979 | 375 | " " " Thread Guide | 39b | 1 |
| 91979B | 375 | " " " " " " " " | 39b | 1 |
| 335B | 379 | " " " " " " " Screw | --- | 1 |
| 335D | 379 | " " " " " " " " " | --- | 1 |
| 91980 | 375 | " " " " " " Take-up, with 010114 | S. K 5028 | 2 0 |
| 010094 | 375 | " " " " " " " Roller | --- | 1½ |
| 91981 | 375 | " " " " " " " Cap | S. K 5029 | 1½ |
| 010114 | 375 | " " " " " " " Pin | --- | 1½ |
| 171D | --- | " " " " " " " Binding Screw | --- | 1½ |
| 91982 | --- | " " " " " " " " 91980, with 171D, 010094 and 91981 | S. K 5030 | 2 3 |
| 91938 | 370 | " " " " " " Guide Stud | 11 | 6 |
| 91938B | 370 | " " " " " " " " " | 11 | 6 |
| 91939 | --- | Pillar | 60 | --- |
| SS 45E | 379 | " " Screw (4) | --- | 1½ |
| 90697 | --- | Shuttle (Solid), 1½" diam., 012393, with 02996 and 015142 | 235 33K | 7 0 |
| 012393 | 371 | " " Body | --- | 3 0 |
| 02096 | 371 | " " Bobbin | --- | 2½ |

| No. | Plate. | | Old No. | Price. |
|--------|--------|--|---------|--------|
| 015142 | 371 | Shuttle Bobbin Case, complete, Nos. 591, 592B, 02523, 02975, 015027, 015098, and 015141 | — | 3 0 |
| 015141 | — | " " " " Hinge, complete, Nos. 02973, 02974, and 015140 | — | 1 0 |
| 015140 | — | " " " " Latch | — | 5 |
| 02973 | — | " " " " Lever | — | 5 |
| 02974 | — | " " " " " Fulcrum Pin, per 100 | — | 5 |
| 02975 | — | " " " " " Spring | — | 1 |
| 592B | 379 | " " " " " Stop Screw | — | 1 |
| 015027 | — | " " " " " Position Finger | — | 2½ |
| 02523 | — | " " " " " Rivet, per 100 | — | 1 0 |
| 015098 | — | " " Tension Spring | — | 5 |
| 591 | 379 | " " Regulating Screw | — | 1 |
| 91940 | 371 | Shuttle Race Body | 42A | 7 0 |
| 91941 | 371 | " " Cap, with 91946 | 41 | 2 6 |
| 91941B | 371 | " " " " 91946B | 41 | 2 6 |
| 211B | — | " " " " Screw | — | 1 |
| 211D | — | " " " " " " | — | 1 |
| 164B | 379 | " " " " Binding Screw | — | 2 |
| 164D | 379 | " " " " " " | — | 2 |
| 91942 | 371 | " " " " Throat Plate | 45 | 2 6 |
| 91942B | 371 | " " " " " " | 45 | 2 6 |
| 233B | 379 | " " " " " " Screw | — | 1 |
| 233D | 379 | " " " " " " " " | — | 1 |
| 91943 | 371 | " " " " Loop Spreader | 43 | 9 |
| 662D | 379 | " " " " " " Screw | — | 1 |
| 91944 | — | Shuttle Race, complete, Nos. 91940 to 91943, two each 211D, 233D, and 662D | 42 | 13 0 |
| 91944B | — | Shuttle Race, complete, Nos. 91940, 91941B, 91942B, 91943, two each 211B, 233B, and 662D | 42 | 13 0 |
| 012394 | — | Shuttle Driver | — | 3 0 |
| 012444 | 371 | " " " " 012394, with two 462C | — | 3 0 |
| 462C | — | " " " " Set Screw | — | 1 |
| 02049 | — | " " " " Pin | 59 15 K | ½ |
| 91983 | 375 | Shuttle Cover | 46B | 2 0 |
| 91983B | 375 | " " " " | 46B | 2 0 |
| 91984 | — | " " " " 91983, with 91947 and two 662C | 46C | 2 8 |
| 91984B | — | " " " " 91983B, with 91947 and two 662C | 46C | 2 8 |
| 278B | 379 | " " " " Thumb Screw | — | 5 |
| 278D | 379 | " " " " " " | — | 5 |
| 91946 | — | " " " " Stop Pin | 47 | 2 |
| 91946B | — | " " " " " " | 47 | 2 |
| 91947 | 371 | " " " " Thread Retainer | 48 | 6 |
| 662C | 379 | " " " " " " Screw | — | 1 |

| No. | Plate. | | Old No. | Price. |
|--------|--------|--|----------|--------|
| 91948 | 368 | Shuttle Shaft | 49 | 2 0 |
| 91949 | 371 | " " and Feeding Disc Support | 50 | 10 0 |
| 91949B | 371 | " " " " " " " " | 50 | 10 0 |
| 91950 | 370 | " " Feed Roll Gear | 51 | 2 0 |
| 190D | 379 | " " " " " " Screw (2) | — | 1½ |
| 91951 | 374 | Shuttle Pinion, with two 237C | 52 | 3 0 |
| 237C | 379 | " " " " Set Screw | — | 1 |
| 91952 | — | " " " " Case Side (Right) | — | — |
| 91953 | — | " " " " " (Left) | — | — |
| 145D | — | " " " " " " Screw | — | 2 |
| 91954 | — | " " " " Cap | 54 | 6 |
| 329D | 379 | " " " " " " Screw | — | 1 |
| 91955 | 374 | " " " " complete, Nos. 91952 to 91954, two 145D, and four 329D | 53 | 4 6 |
| 91985 | 373 | Shuttle Pinion "Rack" Gear | 55 | 3 6 |
| 44D | 379 | " " " " Hinge Screw | — | 5 |
| 91956 | 373 | Shuttle Lever, with 1816 | 56 | 2 6 |
| SS 6D | 379 | " " " " Hinge Screw | — | 4 |
| 1816 | 379 | " " " " Roller and Stud | — | 10 |
| 91957 | 373 | Shuttle Lever Cam | 57 | 5 0 |
| 152C | 379 | " " " " Set Screw | — | 1½ |
| 09874 | — | Spool Pin | — | 3½ |
| 09875 | — | " " Bracket | — | 4 |
| 09598 | 369 | " " " " 09875, with 09874 | — | 7½ |
| — | — | " " " " Wood Screw (2), 7", No. 10, per doz. | — | — |
| 413 | 379 | Tension Screw Stud | — | 5 |
| 1560B | 379 | " " " " Regulating Thumb Nut | — | 2 |
| 1560P | 379 | " " " " " " " " | — | 2 |
| 170B | 379 | " " " " " " " " Screwed Thread Pin | — | 2 |
| 170B | 379 | " " " " " " " " " " | — | 2 |
| 02102 | 369 | Tension Disc | 88/15 K | 2½ |
| 02103 | 369 | " Spring | 89 .. | 1½ |
| 84113 | — | " Washer (Leather) | 151 C.F. | ½ |
| 91986 | 376 | Thread Take-up Cam, with 448C, 1293C, and 1813 | 59A | 4 0 |
| 1813 | — | " " " " Roller and Stud | — | 10 |
| 448C | — | " " " " Set Screw | — | 1½ |
| 1293C | — | " " " " Timing Screw | — | 2½ |
| 80125 | 374 | Thread Take-up Lever, with 1822 | 82 15 K | 2 0 |
| 80125B | 374 | " " " " " " | 80 15 K | 2 0 |
| 4822 | 379 | " " " " Roller and Stud | — | 10 |
| 79C | 379 | " " " " Hinge Screw | — | 3 |

16 Nos. 46 K 13 and 46 K 14 Machines Parts.

| No. | Plate. | | Old No. | Price. |
|--------|--------|-----------------------|-----------|--------|
| 02829 | 373 | Thread Take-up Spring | --- | 1 1/2 |
| 90661 | 369 | " " " Regulator | 950/15 K | 2 |
| 233D | 379 | " " " Screw | --- | 1 |
| 91959 | 370 | " " " Staple | 58 | 1 |
| 91959B | 370 | " " " " " | 58 | 1 |
| 08908 | --- | Wrench for 1519 | 99/16 K | 4 |
| 04347 | --- | " " for 1513 | 100A/16 K | 7 1/2 |

BOBBIN WINDER

FOR

Nos. 46 K 10 to 46 K 14 MACHINES.

ACCESSORIES.

ACCESSORIES supplied with Nos. 46 K 10 to 46 K 14 Machines.

| No. | Plate. | | Old No. | Price. |
|--------|--------|---|------------|--------|
| 02996 | 371 | Shuttle Bobbins (5) | --- | 2 1/2 |
| 91987 | --- | Machine Button | 61 | 4 |
| --- | --- | " " Screw (Wood), 1 1/2", No. 12, R.H.B. per doz. | --- | --- |
| 84113 | --- | " " Washer (Leather) | 151 C.F. | 1/2 |
| --- | --- | 2 Needles, size 0 | --- | --- |
| --- | --- | 3 " " 1/2 | --- | --- |
| --- | --- | 2 " " 1 | --- | --- |
| --- | --- | 3 " " 2 | --- | --- |
| --- | --- | 2 " " B | --- | --- |
| 026460 | 377 | Oiler, with 026462 | 672 A.S.A. | 2 1/2 |
| 85318 | 377 | Screw Driver (Machine) | 167 " | 2 |
| 026485 | --- | " " (Shuttle Tension) | --- | 2 1/2 |
| 86163 | 377 | Scissors (1 pair) | 789 A.S.A. | 1 0 |
| 86125 | 377 | Tweezers (1 pair) | 745 " | 6 |
| --- | --- | Instruction Book | --- | --- |
| 09598 | 369 | Spool Pin Bracket, 09875, with 09874 | --- | 7 1/2 |
| --- | --- | " " " Screw (Wood), 7/8", No. 10 per doz. | --- | --- |

| No. | Plate. | | Old No. | Price. |
|-------|--------|---|----------|--------|
| --- | --- | Bobbin Winder Bracket | 389 B.W. | 6 |
| 91988 | --- | " " Frame | 385 " | 10 |
| 91989 | --- | " " " Hinge Pin | 99/29 K | 1 |
| 08623 | --- | " " " Spring | 387 B.W. | 6 |
| 91990 | 378 | " " " Wood Screw, 7/8", No. 11, R.H.B. per doz. | --- | --- |
| --- | --- | " " " Spindle | 388 B.W. | 6 |
| 91991 | --- | " " " Pulley | 43 " | 4 |
| 08371 | --- | " " " Rubber Ring | 14 " | 1 |
| 02460 | --- | " " " " | --- | --- |
| 91992 | 378 | Bobbin Winder, complete, Nos. 02460, 08371, 08623, 91988 to 91991, and Wood Screw, 7/8", No. 11, R.H.B. | 384 " | 3 0 |

STANDS AND STAND PARTS.

KNEE LIFTER PARTS

FOR

Nos. 46 K 10 to 46 K 14 MACHINES.

KNEE LIFTER PARTS

For Nos. 46K13 and 46K14 Machines.

| No. | Plate. | | Old No. | Price. |
|-------|--------|--|------------|--------|
| 92008 | 753 | Bell Crank Lifting Lever | — | 1 0 |
| 92009 | — | " " " " 92008 with 06337 | — | 1 10 |
| 06337 | 753 | " " " " Bracket with two 356c | 265 P.T.F. | 10 |
| 356c | 753 | " " " " " Set Screw | — | 3 |
| 91893 | — | Drip Pan | — | 10 |
| — | — | " " Wood Screws (4), 1/2" No. 5, ... per doz. | — | — |
| 02767 | 753 | Knee Plate with 356c | 266 P.T.F. | 9 |
| 356c | 753 | " " Set Screw | — | 3 |
| 92010 | 753 | " " Arm | — | 10 |
| 02766 | 753 | " " " Bracket with 356c | 268 P.T.F. | 7 1/2 |
| 356c | 753 | " " " " " Set Screw | — | 3 |
| 91999 | 753 | Rock Shaft | — | 8 |
| 92011 | 753 | " " 91999 with 02766, 02767, 02770, 92009 and 92010 | — | 4 6 |
| 02770 | 753 | " " Stop Dog with 356c | 451 P.T.F. | 6 |
| 356c | 753 | " " " " Set Screw | — | 3 |
| 82479 | 753 | " " Bracket | 440 P.T.F. | 4 |
| — | — | " " " " Screw, Wood (4), 1" No. 10, per doz. | — | — |
| 92012 | — | Knee Lifter, complete, Nos. 91893, 92011, two 82479, four Wood Screws, 1/2" No. 5; and four Wood Screws, 1" No. 10 | — | 6 0 |

superadded 1906.

STAND No. 82827.

Nos. 46 K 10 to 46 K 14 MACHINES STAND, with 10" Heavy Band Wheel.

This Stand is for use only when Machines are fitted with Knee Lifter.

| No. | Plate. | | Old No. | Price. |
|--------|--------|--|------------|--------|
| 82820 | — | Band Wheel, 10" (Heavy), with 02117 and 025010 | 19 T.M.S. | 3 9 |
| 025010 | — | " " " Crank | 2A .. | 7 1/2 |
| 02117 | — | " " " Pin | — | 1/2 |
| 297c | 153 | " " " Screw Centre | — | 5 |
| 1507E | 153 | " " " " Nut | — | 2 1/2 |
| 82821 | — | Belt, size 3/16", length 45 1/2", with 025127 | R.S.T.M.S. | 10 |
| 025127 | — | " Hook | — | 1/2 |
| 82823 | — | Brace, with three each 297c and 1507E | 9R .. | 5 0 |
| 534E | — | " Bolt, with 1510E | — | 1 1/2 |
| 1510E | 153 | " " Nut | — | 1 |
| 82824 | — | Dress Guard, with 504E | 120 T.M.S. | 1 6 |
| 504E | — | " " Bolt, with 1510E | — | 1 1/2 |
| 1510E | 153 | " " " Nut | — | 1 |
| 82825 | — | Leg | 147 T.M.S. | 7 6 |
| 025074 | — | Pitman (Adjustable), with two each 558E, 1570E, 025075, and 025123 | 19 .. | 1 0 |
| 025123 | — | " Adjusting Block | 20 .. | 1 |
| 558E | 153 | " " Screw | — | 1 1/2 |
| 1570E | 153 | " " " Nut | — | 1 |
| 025075 | 153 | " " " Washer | 21 T.M.S. | 1/2 |
| 82826 | — | Treadle, with 07958 and 011742 | 22r .. | 5 0 |
| 011742 | 153 | " Pitman Washer | 21 .. | 1/2 |
| 07958 | 153 | " " " Pin | 25 .. | 1/2 |
| 297c | 153 | " Screw Centre | — | 5 |
| 1507E | 153 | " " " Nut | — | 2 1/2 |
| 82883 | — | Wrench for 1507 and 1510 | — | 5 |
| — | — | Wood Screw, 1", No. 12 (for fixing table to stand), per doz. | — | — |
| 82827 | 380 | Stand, complete, Nos. 025074, 82820, 82821, 82823, 82824, 82826, 82883, two 82825, four 534E, and four Wood Screws, 1", No. 12 | 230 T.M.S. | — |

to be added 1906.

STAND No. 82837.

Nos. 46 K 13 and 46 K 14 MACHINES STAND, with 10" Heavy Band Wheel, and fitted with Foot Lifter.

| No. | Plate. | Description | Old No. | Price. |
|--------|--------|---|--------------|--------|
| 82820 | — | Band Wheel, 10" (Heavy), with 02117 and 025010 | 7R T.M.S. | 3 9 |
| 025010 | — | " " Crank | 2A " | 7 1/2 |
| 02117 | — | " " " Pin | — | 1/2 |
| 297c | 153 | " " " Screw Centre | — | 5 |
| 1507E | 153 | " " " " Nut | — | 2 1/2 |
| 82821 | — | Belt, size 3/8", length 45 1/2", with 025127 | B. 35 T.M.S. | 10 |
| 025127 | — | " Hook | — | 1/2 |
| 82823 | — | Brace, with three each 297c and 1507E | 9R T.M.S. | 5 0 |
| 534E | — | " Bolt, with 1510E | — | 1 1/2 |
| 1510E | 153 | " " Nut | — | 1 |
| 82824 | — | Dress Guard, with 504E | 12G T.M.S. | 1 6 |
| 504E | — | " Bolt, with 1510E | — | 1 1/2 |
| 1510E | 153 | " " Nut | — | 1 |
| 82825 | — | Leg | 13R T.M.S. | 7 6 |
| 025074 | — | Pitman (Adjustable), with two each 558E, 1570E, 025075, and 025123 | 19 " | 1 0 |
| 025123 | — | " Adjusting Block | 20 " | 1 |
| 558E | 153 | " " Screw | — | 1 1/2 |
| 1570E | 153 | " " " Nut | — | 1 |
| 025175 | 153 | " " " Washer | 21 T.M.S. | 5 6 |
| 82829 | — | Treadle, with 07958 and 011742 | 22W " | 1/2 |
| 011742 | 153 | " Pitman Washer | 21 " | 1/2 |
| 07958 | 153 | " " " Pin | 25 " | 5 |
| 297c | 153 | " " " Screw Centre | — | 2 1/2 |
| 1507E | 153 | " " " " Nut | 85 T.M.S. | 2 9 |
| 82830 | — | Foot Pedal | 89 " | 6 |
| 82831 | — | " " Collar, with two 448c | — | 1 1/2 |
| 448c | — | " " " Set Screw | 90 T.M.S. | 1 3 |
| 82832 | — | " " Pitman Rod (25" long, Straight), with 08551 and 82833 | 11 " | 1/2 |
| 82833 | — | " " " " Washer | 8/29 K | 1 |
| 08554 | — | " " " " Pin | 91 T.M.S. | 4 |
| 82835 | — | " " " " Collar, with 180c | — | 1 1/2 |
| 180c | — | " " " " Set Screw | 92 T.M.S. | 3 |
| 82836 | — | " " " " Bracket | — | 5 |
| — | — | " " " " Wood Sc., 3/4", No. 9, per doz. | — | — |
| 82883 | — | Wrench for 1507 and 1510 | — | — |
| — | — | Wood Screw, 1", No. 12 (for fixing Table to Stand), per doz. | — | — |
| 82837 | 150 | Stand, complete, Nos. 025074, 82820, 82821, 82823, 82824, 82829 to 82832, 82835, 82836, 82883, two 82825, four 534E, two Wood Screws, 3/4", No. 9, and four Wood Screws, 1", No. 12 | 270 T.M.S. | — |

*obsolete
18 82837*

STAND No. 82844.

Nos. 46 K 13 and 46 K 14 MACHINES STAND, with 10" Heavy Band Wheel.

Ball-Bearing Crank Shaft, and fitted with Foot Lifter.

| No. | Plate. | Description | Old No. | Price. |
|--------|--------|--|--------------|--------|
| 82838 | — | Band Wheel, 10" (Heavy), with 972c | 6R T.M.S. | 3 9 |
| 972c | 153 | " " Set Screw | — | 1 |
| 025352 | — | " " Crank | 2G T.M.S. | 1 0 |
| 025303 | 153 | " " " Ball, size 1/2" | 62 " | 1 1/2 |
| 025353 | 153 | " " " Case | 61 " | 7 1/2 |
| 025354 | — | " " " " (025353) with 025306 and six 025303 | 60 " | 1 0 |
| 354c | 153 | " " " " Set Screw | — | 3 |
| 025306 | 153 | " " " Safety Washer | 63 T.M.S. | 1/2 |
| 025355 | 153 | " " " Screw Bearing Ball Case | 65 " | 10 |
| 025356 | — | " " " " " " (025355), with 025306 and six 025303 | 61 " | 1 3 |
| 354c | 153 | " " " Screw Bearing Ball Case Set Screw | — | 3 |
| 82821 | — | Belt, size 3/8", length 45 1/2", with 025127 | B. 35 T.M.S. | 10 |
| 025127 | — | " Hook | — | 1/2 |
| 82839 | — | Brace, with 025354, 025356, two each 297c, 354c, and 1507E | 9AAA T.M.S. | 9 4 |
| 534E | — | " Bolt, with 1510E | — | 1 1/2 |
| 1510E | 153 | " " Nut | — | 1 |
| 82840 | — | Dress Guard, with 504E | 12K T.M.S. | 1 6 |
| 504E | — | " Bolt, with 1510E | — | 1 1/2 |
| 1510E | 153 | " " " Nut | — | 1 |
| 82825 | — | Leg | 13R T.M.S. | 7 6 |
| 025074 | — | Pitman (Adjustable), with two each 558E, 1570E, 025075, and 025123 | 19 " | 1 0 |
| 025123 | — | " Adjusting Block | 20 " | 1 |
| 558E | 153 | " " Screw | — | 1 1/2 |
| 1570E | 153 | " " " Nut | — | 1 |
| 025075 | 153 | " " " Washer | 21 T.M.S. | 1/2 |

| No. | Plate. | | Old No. | Price. |
|--------|--------|---|------------|--------|
| 82841 | — | Treadle , with 07958 and 011742 | 22x T.M.S. | 5 6 |
| 011742 | 153 | " Pitman Washer | 21 " | 1/2 |
| 07958 | 153 | " " Pin | 25 " | 1/2 |
| 297c | 153 | " Screw Centre | — | 5 |
| 1507E | 153 | " " Nut | — | 2 1/2 |
| 82842 | — | Foot Pedal | 93 T.M.S. | 2 9 |
| 82831 | — | " " Collar, with two 448c | 59 " | 6 |
| 448c | — | " " Set Screw | — | 1 1/2 |
| 82843 | — | " " Pitman Rod (25" long, bent), with 08554 and 82833 | 91 T.M.S. | 1 3 |
| 82833 | — | " " " " Washer | 11 " | 1/2 |
| 08554 | — | " " " " Pin | 8/29 K | 1 |
| 82835 | — | " " " " Collar, with 180c | 91 T.M.S. | 4 |
| 180c | — | " " " " Set Screw | — | 1 1/2 |
| 82836 | — | " " " " Bracket | 92 T.M.S. | 3 |
| — | — | " " " " Wood Screw, 3/4", No. 9, per doz. | — | — |
| 82883 | — | Wrench for 972, 1507 and 1510 | — | 5 |
| — | — | Wood Screw , 1", No. 12 (for fixing Table to Stand) per doz. | — | — |
| 82844 | 150 | Stand , complete, Nos. 025074, 025352, 82821, 82831, 82835, 82836, 82838 to 82843, 82883, two 82825, four 534E, two Wood Screws, 3/4", No. 9, and four Wood Screws, 1", No. 12 | 271 T.M.S. | — |

*obsolete
use 879*

NUMERICAL LIST OF PARTS.

SCREWS.

| No. | Plate. | | Price. |
|------|--------|--|--------|
| 44b | 379 | Shuttle Pinion Rack Hinge Screw for 46 K 10 to 46 K 14 Mchs. | 5 |
| 71d | 379 | Feed Regulator Hinge Screw for 46 K 10 to 46 K 14 Mchs. | 4 |
| 76d | 379 | Feed Friction Wheel Driver Hinge Screw for 46 K 10 to 46 K 14 Mchs. | 3 |
| 79c | 379 | Thread Take-up Lever Hinge Sc. for 46 K 10 to 46 K 14 Mchs. | 3 |
| 124c | 379 | Feed Roll Rocking Frame Spring Adjusting Screw for 46 K 10 to 46 K 14 Mchs. | 4 |
| 115d | — | Shuttle Pinion Case Side Screw for 91955 | 2 |
| 152c | 379 | Shuttle Lever Cam Set Screw for 46 K 10 to 46 K 14 Mchs. | 1 1/2 |
| 150B | 379 | Face Plate Screw for 46 K 11, 46 K 12, and 46 K 14 Mchs. | 1 1/2 |
| 159D | 379 | " " " " 46 K 10 and 46 K 13 Mchs. | 1 1/2 |
| 161B | 379 | Shuttle Race Cap Binding Screw for 46 K 11, 46 K 12, and 46 K 14 Mchs. | 2 |
| 164D | 379 | " " " " " for 46 K 10 & 46 K 13 Mchs. | 2 |
| 164D | 379 | Feed Roll Rocking Frame Lever Sc. for 46K10 to 46K14 Mchs. | 2 |
| 170B | 379 | Feed Friction Wheel Driver Spring Screw Stud for 46 K 11 46 K 12, and 46 K 14 Mchs | 2 |
| 170B | 379 | Tension Screw Stud Screwed Thread Pin for 91908 | 2 |
| 170D | 379 | Feed Friction Wheel Driver Spring Screw Stud for 46 K 10 & 46 K 13 Mchs. | 2 |
| 170D | 379 | Tension Screw Stud Screwed Thread Pin for 91908 | 2 |
| 171D | — | Overhanging Arm Thread Take-up Binding Screw for 91982 | 1 1/2 |
| 178c | 379 | Arm Shaft Bevel Gear Set Screw for 92855 | 1 1/2 |
| 178c | 379 | Balance Wheel Shaft Bevel Gear Set Screw for 92855 | 1 1/2 |
| 180c | — | Foot Pedal Pitman Rod Collar Set Screw for 82835 | 1 1/2 |
| 190D | 379 | Shuttle Shaft Feed Roll Gear Screw for 46K10 to 46K14 Mchs. | 1 1/2 |
| 193c | 379 | Feed Friction Wheel Retaining Clutch Spring Screw for 46 K 10 to 46 K 14 Mchs. | 1 1/2 |
| 193D | 379 | Needle Bar Overhanging Needle Arm Clamp Screw for 91931 | 1 1/2 |
| 208D | 379 | " " " " Clamp Screw for 91932 and 91932R | 1 |
| 211B | — | Shuttle Race Cap Screw for 91944B and 91966 | 1 |
| 211D | — | " " " " " 91944 | 1 |

| No. | Plate. | | Price. |
|------|--------|--|--------|
| 233B | 379 | Shuttle Race Cap Throat Plate Screw for 91944B and 91966 | 1 |
| 233B | 379 | " " Needle Plate Screw for 91966 | 1 |
| 233D | 379 | " " Cap Throat Plate Screw for 91944 | 1 |
| 233D | 379 | Thread Take-up Spring Regulator Screw for 91908 & 91908B | 1 |
| 237C | 379 | Shuttle Pinion Set Screw for 91951 | 1 |
| 248A | 379 | Clamp Stop Motion Clamp Stop Screw for 02019 & 02019B | 1 |
| 256B | 379 | " " " " Screw for 02019B | 1 3 |
| 256D | 379 | " " " " " for 02019 | 1 3 |
| 278B | 379 | Shuttle Cover Thumb Screw for 46 K 11, 46 K 12, and 46 K 14 Mchs. | 5 |
| 278D | 379 | " " " " for 46 K 10 & 46 K 13 Mchs. | 5 |
| 283B | — | Feed Regulator Thumb Screw for 46 K 14 Mch. | 5 |
| 283D | — | " " " " for 46 K 13 Mch. | 5 |
| 286D | 379 | Arm Side Cover Thumb Screw for 46 K 10 to 46 K 14 Mchs. | 5 |
| 297C | 153 | Band Wheel Crank Screw Centre for 82823 | 5 |
| 297C | 153 | Treadle Screw Centre for 82823 and 82839 | 5 |
| 310C | 379 | Feed Roll Rocking Frame Screw Centre for 46 K 10 to 46 K 14 Mchs. | 4 |
| 329D | 379 | Shuttle Pinion Case Cap Screw for 91955 | 1 |
| 335B | 379 | Overhanging Arm Thread Guide Screw for 46 K 11, 46 K 12, and 46 K 14 Mchs. | 1 |
| 335D | 379 | " " " " " for 46 K 10 & 46 K 13 Mchs. | 1 |
| 354C | 153 | Band Wheel Crank Ball Case Set Screw for 82839 | 3 |
| 354C | 153 | " " " Screw Bearing Ball Case Set Sc. for 82839 | 3 |
| 356C | — | Knee Lifter Bell Crank Lifting Lever Bracket Set Sc. for 06337 | 3 |
| 356C | — | " " Knee Plate Set Screw for 02767 | 3 |
| 356C | — | " " " " Arm Bracket Set Screw for 02766 | 3 |
| 413 | 379 | Tension Screw Stud for 91908 and 91908B | 5 |
| 423C | 379 | Needle Bar Gib Adjusting Screw for 46 K 10 to 46 K 14 Mchs. | 2½ |
| 448C | — | Foot Pedal Collar Set Screw for 82831 | 1½ |
| 448C | — | Thread Take-up Cam Set Screw for 91958, 91970, and 91986 | 1½ |
| 449C | 379 | Feed Roll Shaft Gear Set Screw for 91927 | 1 |
| 449C | 379 | " Cam Set Screw for 91909 and 91973 | 1 |
| 453C | 379 | Arm Shaft Collar Set Screw for 91903 and 91971 | 1 |
| 454C | — | Feed Friction Wheel Set Screw for 91910 | 1 |
| 454C | — | " Roll Set Screw for 91920 and 91921 | 1 |
| 462C | — | Clamp Stop Motion Flanged Bushing Set Screw for 015152 | 1 |
| 462C | — | Shuttle Driver Set Screw for 02441, 012444, and 91968 | 1 |
| 504E | — | Dress Guard Bolt, with 1510E, for 82824 and 82840 | 1½ |
| 534E | — | Brace Bolt, with 1510E, for 82827, 82837, and 82844 | 1½ |
| 558E | 153 | Pitman Adjusting Screw for 025074 | 1½ |
| 570C | — | Needle Bar Connecting Link Hinge Screw for 46 K 10 to 46 K 12 Mchs. (obsolete) | 4 |
| 591 | 379 | Shuttle Tension Regulating Screw for 015142 and 91962 | 1 |
| 592E | 379 | " Bobbin Case Latch Stop Screw for 015142 and 91962 | 1 |
| 660D | — | Knee Lifter Feed Roll Lever Hinge Screw for 92001 | 6 |
| 662C | 379 | Shuttle Cover Thread Retainer Screw for 91981, 91984E, 92002, and 92002B | 1 |
| 662D | 379 | " Race Loop Spreader Screw for 91944, 91944B, & 91966 | 1 |

| No. | Plate. | | Price. |
|---------|--------|--|--------|
| 761B | 379 | Overhanging Arm Thread Roller Support Screw for 46 K 11, 46 K 12, & 46 K 14 Mchs. (obsolete) | 3 |
| 764D | 379 | " " " Roller Support Screw for 46 K 10 and 46 K 13 Mchs. (obsolete) | 3 |
| 794C | — | Needle Bar Connecting Link Adjusting Screw for 02819 (obsolete) | 2½ |
| 972C | 153 | Band Wheel Set Screw for 82838 | 1 |
| 1293C | — | Thread Take-up Cam Timing Screw for 91986 | 2½ |
| SS 60 | 379 | Shuttle Lever Hinge Screw for 46 K 10 to 46 K 14 Mchs. | 4 |
| SS 18D | 379 | Feed Fulcrum Lever Hinge Screw for 46K10 to 46K14 Mchs. | 3 |
| SS 41C | — | Needle Bar Cam Binding Screw for 46K13 and 46K14 Mchs. | 1 |
| SS 45B | 379 | Arm Screw for 46 K 10 to 46 K 14 Mchs. | 1½ |
| SS 45D | 379 | Pillar Screw for 46 K 10 to 46 K 14 Mchs. | 1½ |
| SS 65D | 379 | Needle Bar Overhanging Needle Arm Screw for 46 K 10 to 46 K 14 Mchs. | 1 |
| SS 65D | 379 | Overhanging Arm Screw for 46 K 10 to 46 K 14 Mchs. | 1 |
| SS 81D | 379 | Face Plate Thread Guide (Screwed) for 91908B | 3 |
| SS 81D | 379 | " " " " " for 91908 | 3 |
| SS 109B | 379 | Feed Regulator Thumb Screw for 46 K 11 and 46 K 12 Mchs. (obsolete) | 4 |
| SS 109D | 379 | " " " " for 46 K 10 Mch. (") | 4 |
| SS 130D | 379 | Balance Wheel Handle Screw for 46 K 10 to 46 K 14 Mchs. | 3 |

NUTS.

| | | | |
|-------|-----|---|----|
| 1507E | 153 | Band Wheel Crank Screw Centre Nut for 297C | 2½ |
| 1507E | 153 | Treadle Screw Centre Nut for 297C | 2½ |
| 1510E | 153 | Brace Bolt Nut for 534E | 1 |
| 1510E | 153 | Dress Guard Bolt Nut for 504E | 1 |
| 1516E | 379 | Feed Roll Rocking Frame Screw Centre Nut for 310C | 2½ |
| 1518C | 379 | " " " " Spring Adjusting Screw Nut for 124C | 2 |
| 1520E | 379 | Needle Bar Gib Adjusting Screw Nut for 423C | 1½ |
| 1520E | 379 | " " Connecting Link Hinge Screw Nut for 570C | 1½ |
| 1528E | — | Balance Wheel Handle Screw Nut for SS 130D | 1½ |
| 1560B | 379 | Tension Screw Stud Regulating Thumb Nut for 413 | 2 |
| 1560D | 379 | " " " " " " " 413 | 2 |
| 1570E | 153 | Pitman Adjusting Screw Nut for 558E | 1 |

ROLLERS.

| | | | |
|------|-----|---|----|
| 1813 | — | Thread Take-up Cam Roller and Stud for 91986 | 10 |
| 1816 | 379 | Shuttle Lever Roller and Stud for 91956 | 10 |
| 1822 | 379 | Thread Take-up Lever Roller and Stud for 80125 and 80125B | 10 |
| 1813 | — | Thread Take-up Lever Roller and Stud for 92014 and 92014B | 10 |

PARTS.

| No. | Plate. | Old No. | Price. |
|------------------|--------|---------|---|
| 02019 | — | | Clamp Stop Motion, complete, Nos. 248A, 256B, 02020, and 015152, for 46 K 10 and 46 K 13 Mchs. <i>9A/15 K</i> 3 0 |
| 02019B | — | | " " " complete, Nos. 248A, 256B, 02020, and 015152, for 46 K 11, 46 K 12, and 46 K 14 Mchs. <i>9A/ "</i> 3 0 |
| 02020 | 370 | | " " " Clamp Washer for 02019 and 02019B. <i>90/ "</i> 2½ |
| 02021 | 373 | | " " " Flanged Bushing for 015152. <i>90/ "</i> 1 5 |
| 02049 | — | | Balance Wheel Shaft Bevel Gear Pin. <i>50/ "</i> ½ |
| <i>02049</i> | — | | Shuttle Driver Pin. <i>50/ "</i> ½ |
| 02102 | 369 | | Tension Disc for 91908 and 91908B. <i>88/ "</i> 2½ |
| 02103 | 369 | | " Spring for 91908 and 91908B. <i>89/ "</i> 1½ |
| 02117 | — | | Thread Take-up Cam Pin. <i>—</i> ½ |
| 02117 | — | | Band Wheel Crank Pin. <i>—</i> ½ |
| 02441 | — | | Shuttle Driver, 02542A, with two 462c, for 46 K 10 and 46 K 11 Mchs. (Obsolete) <i>71½/15 K</i> 3 0 |
| 02460 | — | | Bobbin Winder Spindle Pulley Rubber Ring for 91992 <i>11 B.W.</i> 1 |
| 02515 | — | | Shuttle Body for 015100 (Obsolete) — 3 0 |
| 02523 | — | | " Bobbin Case Position Finger Rivet for 015142... per 100 — 1 0 |
| 02542A | — | | " Driver for 02441 (Obsolete) — 3 0 |
| 02766 | 378 | | Knee Plate Arm Bracket, with 356c for 92000 <i>268 P.T.F.</i> 7½ |
| 356c | — | | Knee Lifter Rock Shaft Stop Dog Set Screw for 02770 — 3 |
| 02770 | — | | " " " " " " with 356c for 92011 <i>451 P.T.F.</i> 6 |
| 02820 | — | | Thread Take-up Spring for 91908 and 91908B — 1½ |
| 02973 | — | | Shuttle Bobbin Case Latch Lever for 015141 — 5 |
| 02974 | — | | " " " " " Fulcrum Pin per 100 — 5 |
| 02975 | — | | " " " " " Spring for 015142 & 91962 — 1 |
| 02996 | 371 | | " " " for 015100, 90697, and 91960 — 2½ |
| 04347 | — | | Wrench for 1513. <i>100A/16 K</i> 7½ |
| 04820 | — | | Shuttle Bobbin Case Position Finger for 91962 (Obsolete) — 5 |
| 06337 | 378 | | Knee Lifter Bell Crank Lifting Lever Bracket, with two 356c, for 91994 <i>265 P.T.F.</i> 10 |
| 07958 | 153 | | Treadle Pitman Washer Pin. <i>25 T.M.S.</i> ½ |
| 08371 | — | | Bobbin Winder Spindle Pulley for 91992 <i>13 B.W.</i> 4 |
| 08554 | — | | Foot Pedal Pitman Rod Washer Pin <i>8/29 K</i> 1 |
| 08623 | — | | Bobbin Winder Frame Hinge Pin <i>99/ "</i> 1 |
| 08908 | — | | Wrench for 1519. <i>99/16 K</i> 4 |
| 09598 | 369 | | Spool Pin Bracket 09875, with 09874, for 46 K 10 to 46 K 14 Mchs. — 7½ |
| 09874 | — | | Spool Pin for 09598 — 3½ |
| 09875 | — | | " " Bracket for 09598 — 4 |

Old No. Price.

| No. | Plate. | Old No. | Price. |
|--------|--------|---------|---|
| 010094 | 375 | | Overhanging Arm Thread Take-up Roller for 91982 — 1½ |
| 010114 | 375 | | " " " " " Pin — 1½ |
| 011742 | 153 | | Treadle Pitman Washer for 82826, 82829, and 82841 <i>24 T.M.S.</i> ½ |
| 012393 | 371 | | Shuttle Body for 90697 — 3 0 |
| 012394 | — | | " Driver for 012444 — 3 0 |
| 012441 | 371 | | " " 012394, with two 462c, for 46 K 13 and 46 K 14 Mchs. — 3 0 |
| 015027 | — | | " Bobbin Case Position Finger for 015142. — 2½ |
| 015098 | — | | " Tension Spring for 015142 and 91962. — 5 |
| 015100 | — | | Shuttle, 1¼" diam. (02515), with 02996 and 015142, for 46 K 10 and 46 K 11 Mchs. (Obsolete) — 6 3 |
| 015140 | — | | " Bobbin Case Latch for 015141 — 5 |
| 015141 | — | | " " " Hinge, complete, Nos. 02973, 02974, and 015140, for 015142 and 91962 — 1 0 |
| 015142 | 371 | | " " " complete, Nos. 591, 592c, 02523, 02975, 015027, 015098, and 015141, for 015100 and 90697 — 3 0 |
| 015152 | — | | Clamp Stop Motion Flanged Bushing 02021, with two 462c, for 02019 and 02019B. — 1 5 |
| 025010 | — | | Band Wheel Crank for 82820 <i>24 T.M.S.</i> 7½ |
| 025074 | — | | Pitman (Adjustable), with two each 558E, 1570c, 025075, and 025123, for 82827, 82837, and 82844 <i>19 "</i> 1 0 |
| 025075 | 153 | | " Adjusting Screw Washer for 025074. <i>21 "</i> ½ |
| 025123 | — | | Pitman Adjusting Block for 025074. <i>20 "</i> 1 |
| 025127 | — | | Belt Hook — ½ |
| 025303 | 153 | | Band Wheel Crank Ball, size ¼", for 025354 and 025356 <i>62 T.M.S.</i> 1½ |
| 025306 | 153 | | " " " " Safety Washer for 025354 & 025356 <i>63 "</i> ½ |
| 025352 | — | | Band Wheel Crank for 82844 <i>26 "</i> 1 0 |
| 025353 | 153 | | " " " Ball Case for 82844 <i>61 "</i> 7½ |
| 025354 | — | | " " " " " 025353, with 025306 and six 025303, for 82839 <i>60 "</i> 1 0 |
| 025355 | 153 | | " " " " " " 025355, with 025306 and six 025303, for 82839 <i>65 "</i> 10 |
| 025356 | — | | " " " " " " 025355, with 025306 and six 025303, for 82839 (Accessories) <i>64 "</i> 1 3 |
| 026460 | 377 | | Oiler, with 026462 (Accessories) <i>472A & 8A</i> 2½ |
| 026485 | — | | Screw Driver (Shuttle Tension) (") — 2½ |
| 80095 | — | | Feed Friction Wheel Driver Collar for 91911 <i>8A/15K W.F.</i> 2 |
| 80096 | — | | " " " " " Rivet for 91911 <i>8B "</i> ½ |
| 80125 | 374 | | Thread Take-up Lever, with 1822, for 46 K 10 & 46 K 13 Mchs. <i>90/15 K</i> 2 0 |
| 80125B | 374 | | " " " " " for 46 K 11, 46 K 12, and 46 K 14 Mchs. <i>90/ "</i> 2 0 |
| 80204 | 378 | | Knee Lifter Knee Plate Arm for 92000 <i>267 P.T.F.</i> 5 |
| 80209 | 378 | | " " Rock Shaft Bracket for 92001 <i>270A "</i> 4 |
| 80270 | — | | Clamp Stop Motion Flanged Bushing Pin <i>90/15 K</i> ½ |
| 82820 | — | | Band Wheel, 10" (Heavy), with 02117 and 025010, for 82827 and 82837 <i>1R T.M.S.</i> 3 9 |
| 82821 | — | | Belt, size ¾", length 45½", with 025127. <i>B.38 "</i> 10 |
| 82823 | — | | Brace, with three each 297c and 1507E, for 82827 and 82837 <i>9R "</i> 5 0 |
| 82824 | — | | Dress Guard, with 504E, for 82827 and 82837 <i>12a "</i> 1 6 |
| 82825 | — | | Leg for 82827, 82837, and 82844 <i>18R "</i> 7 6 |

| No. | Plate. | Old No. | Price. |
|--------|--------|--|----------------|
| 82826 | --- | Treadle, with 07958 and 011742, or 82827 | 22R T.M.S. 5 0 |
| 82827 | 380 | Stand, complete, Nos. 025074, 82820, 82821, 82823, 82824, 82826, 82883, 169, 82825, four 534E, and four Wood Screws, 1", No. 12, for 46 K 10 to 46 K 14 Mchs. | 250 .. -- |
| 82829 | --- | Treadle, with 07958 and 011742, for 82837 | 250 .. -- |
| 82830 | --- | Foot Pedal for 82837 | 88 .. 2 9 |
| 82831 | --- | " " Collar, with two 448c, for 82837 and 82844 | 89 .. 6 |
| 82832 | --- | " " Pitman Rod (25" long, straight), with 08554 and 82833, for 82837 | 90 .. 1 3 |
| 82833 | --- | " " " " Washer for 82832 and 82843 | 11 .. 1/2 |
| 82835 | --- | " " " " Collar, with 480c, for 82837 & 82844 | 91 .. 4 |
| 82836 | --- | " " " " Bracket for 82837 and 82844 | 92 .. 3 |
| 82837 | 150 | Stand, complete, Nos. 025074, 82820, 82821, 82823, 82824, 82829 to 82832, 82835, 82836, 82883, two 82825, four 534E, two Wood Screws, 1", No. 9, and four Wood Screws, 1/4", No. 12, for 46 K 13 and 46 K 14 Mchs. | 270 .. -- |
| 82838 | --- | Band Wheel, 10" (Heavy), with 972c, for 82844 | 16K .. 3 9 |
| 82839 | --- | Brace, with 025354, 025356, two each 297c, 354c, and 1507E, for 82844 | 9AAA .. 9 4 |
| 82840 | --- | Dress Guard, with 504E, for 82844 | 12K .. 1 6 |
| 82841 | --- | Treadle, with 07958 and 011742, for 82844 | 228 .. 5 6 |
| 82842 | --- | Foot Pedal for 82844 | 93 .. 2 9 |
| 82843 | --- | " " Pitman Rod (25" long, bent), with 08554 & 82833, for 82844 | 91 .. 1 3 |
| 82844 | 150 | Stand, complete, Nos. 025074, 025352, 82821, 82831, 82835, 82836, 82838 to 82843, 82883, two 82825, four 534E, two Wood Screws, 1", No. 9, and four Wood Screws, 1/4", No. 12, for 46 K 13 and 46 K 14 Mchs. | 271 .. -- |
| 82883 | --- | Wrench for 972, 1507 and 1510 | --- |
| 84113 | --- | Machine Button Screw Washer (Leather) (Accessories) | 154 C.F. 1/2 |
| 84113 | --- | Tension Washer (Leather) for 91908 and 91908B | 171 .. 1/2 |
| 85318 | 377 | Screw Driver (Machine) (Accessories) | 167 A.&A. 2 |
| 86125 | 377 | Tweezers (") | 719 .. 6 |
| 86163 | 377 | Scissors (") | 780 .. 1 0 |
| 90561 | 369 | Thread Take-up Spring Regulator for 91908 and 91908B | 930/15K 2 |
| 90697 | --- | Shuttle (Solid), 1 1/8" diam., 012393, with 02996 and 015142, for 46 K 13 and 46 K 14 Mchs. | 235/33 K 7 0 |
| 82479 | 753 | " " " " Bracket for 92012 | 440 " 4 |
| 91893 | --- | Drip Pan for 92012 | --- |
| 91901 | 368 | " Side Cover for 46 K 10 to 46 K 14 Mchs. | 2 .. 10 |
| 91902 | 368 | Arm Shaft (Upright) for 46 K 10 to 46 K 14 Mchs. | 3 .. 2 6 |
| 91903 | --- | " " Collar, with two 453c, for 46 K 10 to 46 K 12 Mchs. (Obsolete) | 77/12 K 3 |
| 91904 | --- | Balance Wheel (3 1/2" hub), for 46 K 10 Mch. (") | 8 .. 4 6 |
| 91904B | --- | " " (3 1/2" "), for 46K11 & 46K12 Mchs. (") | 8A .. 5 0 |
| 91905 | 369 | " " Shaft for 46 K 10 to 46 K 11 Mchs. | 5 .. 1 6 |
| 91906 | --- | Bed for 46 K 10 to 46 K 14 Mchs. | 7 .. -- |
| 91907 | 368 | Face Plate for 91908 and 91908B | 9 .. 3 0 |

| No. | Plate. | Old No. | Price. |
|--------|--------|--|------------|
| 91908 | --- | Face Plate, complete, Nos. 170D, 233D, 413, 558 1/2D, 1560D, 02103, 02829, 84113, 90661, 91907, 91959, and two 02102, for 46 K 10 & 46 K 13 Mchs. | --- |
| 91908B | --- | Face Plate, complete, Nos. 170B, 233D, 413, 558 1/2B, 1560B, 02103, 02829, 84113, 90661, 91907, 91959B, and two 02102, for 46 K 11, 46 K 12, and 46 K 14 Mchs. | --- |
| 91909 | 369 | Feed Can, with 449c, for 46 K 10 to 46 K 12 Mchs. (Obsolete) | 10 .. 2 6 |
| 91910 | 369 | Feed Friction Wheel, with two 454c, for 46K10 to 46K14 Mchs. | 13 .. 3 6 |
| 91911 | 374 | " " " " Driver, with 91912, two each 80095 and 80096, for 46 K 10 to 46 K 14 Mchs. | 11 .. 2 0 |
| 91912 | --- | " " " " Driver Pin | 15 .. 4 |
| 91913 | 373 | " " " " Spring for 46K10 to 46K14 Mchs. | 16 .. 2 |
| 91914 | 370 | " " " " Retaining Clutch, with 91915 for 46 K 10 to 46 K 14 Mchs. | 17 .. 1 3 |
| 91915 | 369 | " " " " " Spring Staple for 91914 | 18 .. 1 |
| 91916 | 373 | " " " " " " for 46 K 10 to 46 K 14 Mchs. | 19 .. 2 |
| 91917 | 369 | " " " " " Stud for 46 K 10 to 46 K 14 Mchs. | 20 .. 6 |
| 91918 | 369 | Feed Fulcrum Lever for 46 K 10 to 46 K 12 Mchs. (Obsolete) | 11 .. 2 6 |
| 91919 | 374 | " Regulator for 46 K 10 to 46 K 14 Mchs. | 12 .. 2 0 |
| 91920 | 372 | Feed Roll (Plain), with 454c, for 46 K 10 to 46 K 14 Mchs. | 21 .. 6 0 |
| 91921 | 370 | " " (Grooved), with 454c, for 46 K 10 to 46 K 14 Mchs. | 21A .. 7 0 |
| 91922 | --- | " " Rocking Frame for 46 K 10 to 46 K 12 Mchs. (Obsolete) | 23 .. 7 0 |
| 91923 | 368 | " " " " Lever for 46K10 Mch. (") | 25 .. 1 6 |
| 91923B | 368 | " " " " " " " 46 K 11 and 46 K 12 Mchs. (Obsolete) | 26 .. 1 6 |
| 91924 | 373 | " " " " Spring for 46 K 10 to 46 K 14 Mchs. | 27 .. 2 |
| 91925 | 372 | " " " " " Pin | 28 .. 2 |
| 91925 | 370 | " " Shaft for 46 K 10 to 46 K 14 Mchs. | 24 .. 2 0 |
| 91927 | 370 | " " " Gear, with two 449c, for 46K10 to 46K14 Mchs. | 25 .. 2 6 |
| 91928 | 368 | Needle Bar for 46 K 10 to 46 K 12 Mchs. (Obsolete) | 29 .. 2 6 |
| 91929 | 370 | " " " Gib, with two 91930, for 46 K 10 to 46 K 14 Mchs. | 30 .. 1 0 |
| 91930 | --- | " " " Position Pin | 31 .. 2 |
| 91931 | 368 | Needle Bar Overhanging Needle Arm, with 193D, for 46 K 10 to 46 K 14 Mchs. | 32 .. 3 0 |
| 91932 | 370 | " " " " Clamp, with 208D and 91933, for 46 K 10 & 46 K 13 Mchs. | 33 .. 2 0 |
| 91932B | 370 | " " " " " Clamp, with 208D and 91933, for 46 K 11, 46 K 12, and 46 K 14 Mchs. | 33 .. 2 0 |
| 91933 | --- | " " " Needle Clamp Position Pin | 34 .. 2 |
| 91934 | 368 | Overhanging Arm (Stationary), for 46 K 10 to 46 K 14 Mchs. | 38 .. 2 6 |
| 91935 | 373 | " " Thread Guide for 46 K 10 and 46 K 13 Mchs. (Obsolete) | 39 .. 1 |
| 91935B | 373 | " " " " " 46 K 11, 46 K 12 and 46K14 Mchs. (Obsolete) | 39 .. 1 |

| No. | Plate. | | Old No. | Price |
|--------|--------|---|---------|-------|
| 91936 | 370 | Overhanging Arm Thread Roller for 46 K 10 and 46 K 13 Mchs. (Obsolete) | 39A | 1 0 |
| 91936B | 370 | " " " " " 46 K 11, 46 K 12 and 46 K 14 Mchs. (Obsolete) | 39A | 1 0 |
| 91937 | 370 | " " " " Support for 46 K 10 and 46 K 13 Mchs. (Obsolete) | 40 | 1 0 |
| 91937B | 370 | " " " " Support for 46 K 11, 46 K 12 and 46 K 14 Mchs. (Obsolete) | 40 | 1 0 |
| 91938 | 370 | " " " Guide Stud for 46 K 10 & 46 K 13 Mchs. | 41 | 6 |
| 91938B | 370 | " " " " " 46 K 11, 46 K 12, and 46 K 14 Mchs. | 41 | 6 |
| 91939 | — | Pillar for 46 K 10 to 46 K 14 Mchs. | 40 | — |
| 91940 | 371 | Shuttle Race Body for 91944 and 91944B | 42A | 7 0 |
| 91941 | 371 | " " Cap, with 91946, for 91944 | 41 | 2 6 |
| 91941B | 371 | " " " " 91946B, for 91944B and 91966 | 41 | 2 6 |
| 91942 | 371 | " " " Throat Plate for 91944 | 45 | 2 6 |
| 91942B | 371 | " " " " " 91944B | 45 | 2 6 |
| 91943 | 371 | " " Loop Spreader for 91944, 91944B, and 91966 | 43 | 9 |
| 91944 | — | Shuttle Race, complete, Nos. 91940 to 91943, two each 211b, 233b, and 662b, for 46 K 10 and 46 K 13 Mchs. | 42 | 13 0 |
| 91944B | — | Shuttle Race, complete, Nos. 91940, 91941B, 91942B, 91943, two each 211b, 233b, and 662b, for 46 K 11 and 46 K 14 Mchs. | 42 | 13 0 |
| 91945 | 374 | Shuttle Cover for 92002 (Obsolete) | 46 | 2 0 |
| 91945B | 374 | " " " 92002B (") | 46 | 2 0 |
| 91946 | — | " " Stop Pin (Obsolete) | 47 | 2 |
| 91946B | — | " " " " (") | 47 | 2 |
| 91947 | 374 | " " Thread Retainer for 91984, 91984B, 92002 and 92002B | 48 | 6 |
| 91948 | 368 | Shuttle Shaft for 46 K 10, 46 K 11, 46 K 13, & 46 K 14 Mchs. | 49 | 2 0 |
| 91949 | 371 | " " and Feeding Disc Support for 46 K 10 and 46 K 13 Mchs. | 50 | 10 0 |
| 91949B | 371 | " " " " " for 46 K 11, 46 K 12, and 46 K 14 Mchs. | 50 | 10 0 |
| 91950 | 370 | " " Feed Roll Gear for 46 K 10 to 46 K 14 Mchs. | 51 | 2 0 |
| 91951 | 374 | Shuttle Pinion, with two 237c, for 46 K 10 to 46 K 14 Mchs. | 52 | 3 0 |
| 91952 | — | " " Case Side (Right), for 91955 | — | — |
| 91953 | — | " " " " (Left), for 91955 | — | — |
| 91954 | — | " " Cap for 91955 | 54 | 6 |
| 91955 | 374 | " " " complete, Nos. 91952 to 91954, two 145b, and four 329b, for 46 K 10 to 46 K 14 Mchs. | 53 | 4 6 |
| 91956 | 373 | Shuttle Lever, with 1816, for 46 K 10 to 46 K 14 Mchs. | 56 | 2 6 |
| 91957 | 373 | " " Cam for 46 K 10 to 46 K 14 Mchs. | 57 | 5 0 |
| 91958 | 374 | Thread Take-up Cam, with 448c, for 46 K 10 & 46 K 11 Mchs. (Obsolete) | 59 | 4 0 |
| 91959 | 370 | " " Spring Staple for 91908 | 58 | 1 |
| 91959B | 370 | " " " " " 91908B | 58 | 1 |
| 91960 | — | Shuttle (Solid), 1 1/8" diam., 91961, with 02996 and 91962, for 46 K 12 Mch. (Obsolete) | 191 | 7 0 |

| No. | Plate. | | Old No. | Price. |
|--------|--------|--|------------|--------|
| 91961 | 372 | Shuttle Body for 91960 (Obsolete) | 102 | 3 6 |
| 91962 | 372 | " Bobbin Case, complete, Nos. 591, 592B, 02523, 02975, 01820, 015098, and 015141, for 91960 (Obsolete) | 103 | 3 6 |
| 91963 | 372 | " Race Body for 91966 (") | 105 | 7 0 |
| 91964 | 372 | " " Cap Throat Plate for 91966 (") | 106 | 2 6 |
| 91965 | 372 | " " Needle Plate for 91966 (") | 107 | 1 6 |
| 91966 | — | Shuttle Race, complete, Nos. 91941B, 91943, 91963 to 91965, two each 211b, 662b, and three 233b, for 46 K 12 Mch. (Obsolete) | 104 | 14 6 |
| 91967 | — | Shuttle Driver for 91968 (") | — | 2 6 |
| 91968 | 372 | " " 91967, with two 462c, for 46 K 12 Mch. (") | 108 | 2 6 |
| 91969 | 372 | Shuttle Shaft for 46 K 12 Mch. (") | 109 | 2 0 |
| 91970 | 372 | Thread Take-up Cam, with 448c, for 46 K 12 Mch. (") | 110 | 4 0 |
| 91971 | 373 | Arm Shaft Collar, with two 453c, for 46 K 13 & 46 K 14 Mchs. | 62 | 3 |
| 91972 | — | Balance Wheel (3 1/2" hub), for 46 K 13 Mch. | 5B | 4 6 |
| 91972B | — | " " (3 1/2" "), " 46 K 14 Mch. | 5c | 5 0 |
| 91973 | 376 | Feed Cam, with 449c, for 46 K 13 and 46 K 14 Mchs. | 10A | 2 6 |
| 91974 | 376 | Feed Fulcrum Lever for 46 K 13 and 46 K 14 Mchs. | 11A | 2 6 |
| 91975 | 368 | " Roll Rocking Frame for 46 K 13 and 46 K 14 Mchs. | 23A | 7 0 |
| 91976 | 376 | " " " " Lever for 46 K 13 Mch. | 26A | 1 6 |
| 91976B | 376 | " " " " " 46 K 14 Mch. | 26A | 1 6 |
| 91977 | 376 | Needle Bar for 46 K 13 and 46 K 14 Mchs. | 29A | 2 6 |
| 91978 | 376 | " " Cam for 46 K 13 and 46 K 14 Mchs. | 63 | 2 6 |
| 91979 | 375 | Overhanging Arm Thread Guide for 46 K 13 Mch. | 39B | 1 |
| 91979B | 375 | " " " " " 46 K 14 Mch. | 39B | 1 |
| 91980 | 375 | " " " Take-up, with 010114, for 91982 | S.K. 5028 | 2 |
| 91981 | 375 | " " " " Roller Cap for 91982 | S.K. 5029 | 1 1/2 |
| 91982 | — | " " " " 91980, with 171b, 010094 and 91981, for 46 K 13 & 46 K 14 Mchs. | S.K. 5030 | 2 3 |
| 91983 | 375 | Shuttle Cover for 91984 | 46B | 2 0 |
| 91983B | 375 | " " " 91984B | 46B | 2 0 |
| 91984 | — | " " 91983, with 91947 and two 662c, for 46 K 13 Mch. | 46c | 2 8 |
| 91984B | — | " " 91983B, with 91947 and two 662c, for 46 K 14 Mch. | 46c | 2 8 |
| 91985 | 373 | Shuttle Pinion "Rack" Gear for 46 K 10 to 46 K 14 Mchs. | 45 | 3 6 |
| 91986 | 376 | Thread Take-up Cam, with 448c, 1293c, and 1813, for 46 K 13 and 46 K 14 Mchs. | 39A | 4 0 |
| 91987 | — | Machine Button (Accessories) | 61 | 4 |
| 91988 | — | Bobbin Winder Bracket for 91992 | 289 B.W. | 6 |
| 91989 | — | " " Frame for 91992 | 385 | 10 |
| 91990 | 378 | " " Spring for 91992 | 387 | 6 |
| 91991 | — | " " Spindle for 91992 | 388 | 6 |
| 91992 | 378 | " " complete, Nos. 02460, 08371, 08623, 91988 to 91991, and Wood Screw, 1/2", No. 11, R.I.I.B., for 46 K 10 to 46 K 14 Mchs. | 384 | 3 0 |
| 91993 | 378 | Bell Crank Lifting Lever for 91994 | 458 P.T.F. | 1 0 |
| 91994 | — | " " " 91993, with 06337, for 92000 | — | 1 10 |
| 91995 | — | Drip Pan for 92001 | B.P. 4661 | 6 |

NUMERICAL LIST OF PARTS.

| No. | Plate. | Description | Old No. | Price. |
|--------|--------|--|------------|--------|
| 91996 | 378 | Knee Lifter Feed Roll Lever, with 91998, for 92001 | 111 P.T.F. | 2 0 |
| 91997 | 378 | " " " " " Bracket for 92001 | 112 " | 6 |
| 91998 | 378 | " " " " " Chain Link for 91996 | 113 " | 1 |
| 91999 | 378 | " " " " " Rock Shaft for 92000 | 119 " | 8 |
| 92000 | — | " " " " " 91999, with 02766, 02767, 80204, and 91994, for 92001 | 119 " | 4 3 |
| 92001 | — | Knee Lifter, complete, Nos. 660D, 91995 to 91997, 92000, two 80209, four Wood Screws, $\frac{1}{2}$ ", No. 5, and six Wood Screws, 1", No. 10, for 46 K 19 to 46 K 14 Mchs. | 117 P.T.F. | 8 6 |
| 92002 | — | Shuttle Cover, 91945, with 91947 and two 662c for 46 K 10 Meh. (Obsolete) | — | 2 8 |
| 92002B | — | " " 91945B, with 91947 and two 662c for 46 K 11 and 46 K 12 Meh. (Obsolete) | — | 2 8 |
| 92854 | 374 | Arm Shaft Bevel Gear for 92855 | 5/18 K | 1 0 |
| 92851 | 374 | Balance Wheel Shaft Bevel Gear for 92855 | 5/18 " | 1 0 |
| 92855 | 374 | Arm Shaft Bevel Gear, 92854, with two 178c, for 46 K 10 to 46 K 14 Mchs. | 5A/ " | 1 3 |
| 92855 | 374 | Balance Wheel Shaft Bevel Gear, 92854, with two 178c, for 46 K 10 to 46 K 14 Mchs. | 5A/ " | 1 3 |
| 92003 | — | Shuttle Pinion Case Side (Right) for 92005 | — | — |
| 92004 | — | " " " " (Left) for 92005 | — | — |
| 92005 | 375 | " " " " complete, Nos. 91954, 92003, 92004, two 145D, and four 329D, for 46 K 13 & 46 K 14 Mchs. | — | 4 6 |
| 92006 | 375 | Shuttle Pinion "Rack" Gear for 46 K 13 & 46 K 14 Mchs. | — | 3 6 |
| 92007 | 375 | " Lever, with 1816, for 46 K 13 & 46 K 14 Mchs. | — | 2 6 |
| 92008 | 753 | Bell Crank Lifting Lever for 92009 | — | 1 0 |
| 92009 | — | " " " " 92008 with 06337 for 92011 | — | 1 10 |
| 92010 | 753 | Knee Lifter Knee Plate Arm for 92011 | — | 10 |
| 92011 | — | " " Rock Shaft 91999 with 02766, 02767, 02770, 92009 and 92010 for 92012 | — | 4 6 |
| 92012 | — | Knee Lifter, complete, Nos. 91998, 92011, two 82479, four Wood Screws, $\frac{1}{2}$ " No. 5, and four Wood Screws, 1" No. 10, for 46K13 and 46K14 Machines | — | 6 0 |
| 92013 | — | Robbin Kinder Jr and Angel Corp. 1/1/15 | — | 1 |
| 92014 | 374 | Thread Take-up Lever with 1813 for 46K13 Meh. | S.K. 7698 | 2 0 |
| 92014b | 374 | " " " " with 1813 for 46K14 Meh. | S.K. 7698 | 2 0 |